

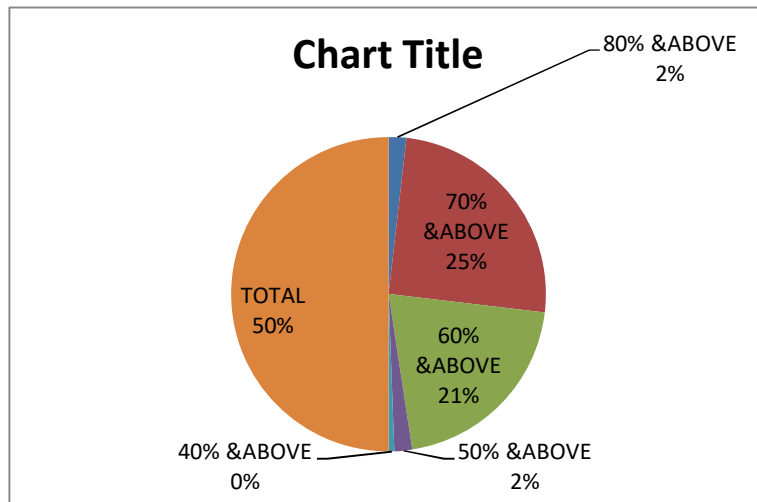
Khudiram Bose Central College
 Department of Commerce
 Programme Outcome&Course Outcome 2021-22

COURSE OUTCOME 2021-22

B.Com Sem-V (Honours)

COURSE OUTCOME(B.Com Sem

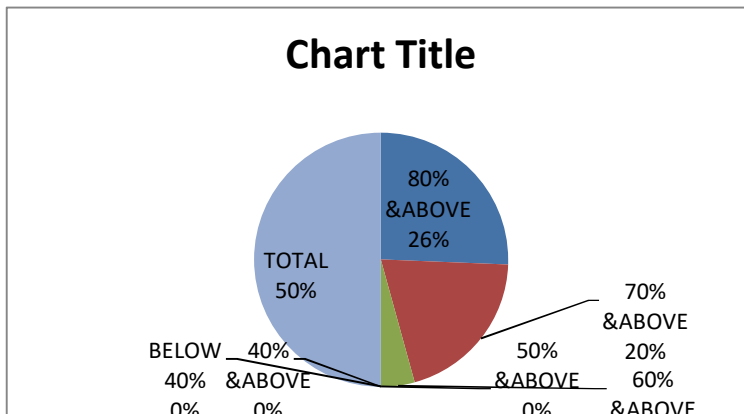
NAME OF THE COURSE	80% &ABOV	70% &ABO	60% &ABO	50% &ABOVE	40% &ABOVE	TOTAL
CC5.1CH	3	41	34	3	1	82
CC5.2CH	55	20	7	0	0	82
DSE5.1AH	31	48	3	0	0	82
DSE5.2AH	24	46	11	1	0	82



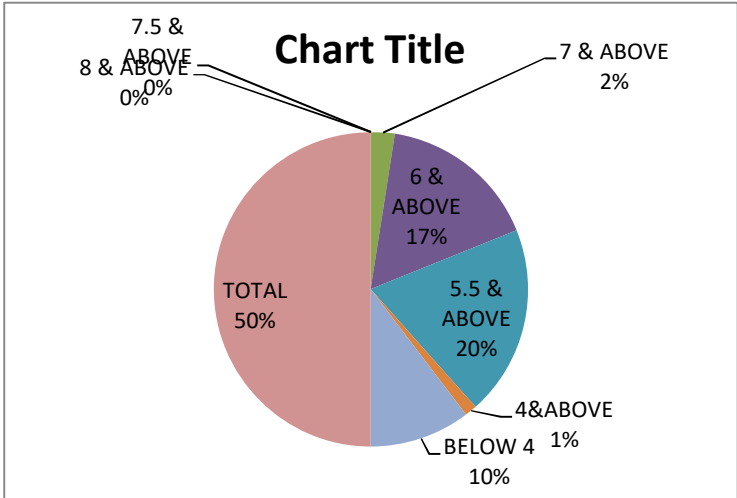
COURSE OUTCOME 2021-22

B.Com Sem-VI (Honours)

NAME OF THE COURSE	80% &ABOV	70% &ABO	60% &ABO	50% &ABOVE	40% &ABOVE	BELOW 40%	TOTAL
CC6.1CH	42	33	7	0	0	0	82
CC6.2CH	3	22	47		10	0	82
DSE6.1AH	0	1	16	30	26	9	82
DSE 6.2AH	0	0	5	9	37	31	82



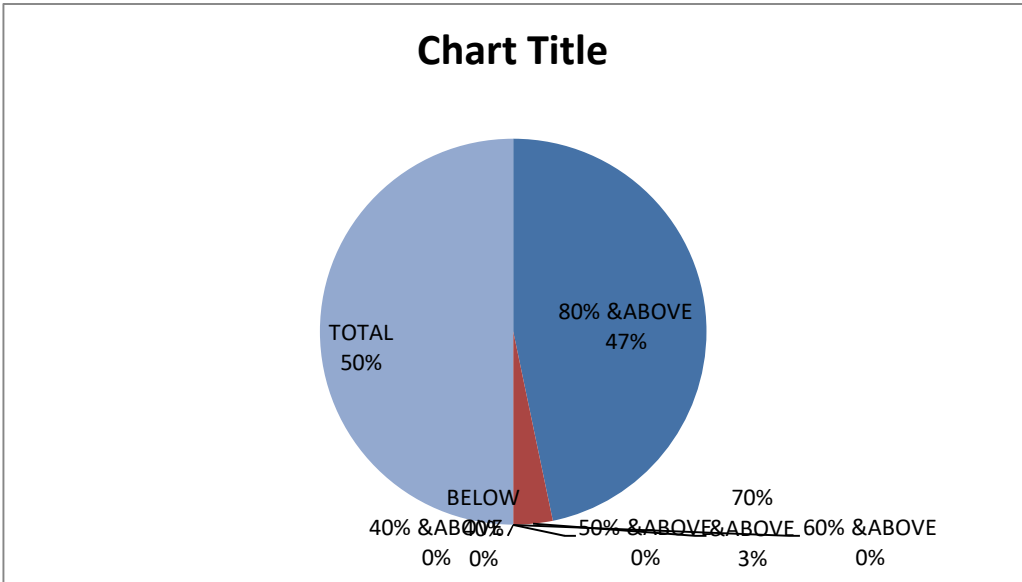
PROGRAMME OUTCOME B.COM SEM-VI(HONS)								
B.Com Sem-6 (Honours)								
NAME OF THE PROGRAMME	SGPA						BELOW 4	TOTAL
	8 & ABOVE	7.5 & ABOVE	7 & ABOVE	6 & ABOVE	5.5 & ABOVE	4&ABOVE		
SEM-6 (HONS)	0	0	4	27	32	2	17	82



KHUDIRAM BOE CENTRAL COLLEGE
DEPARTMENT OF COMMERCE

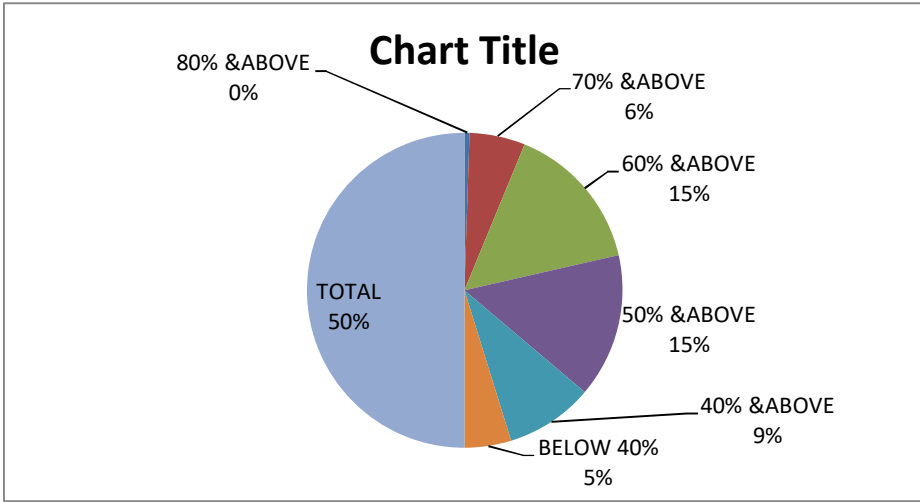
COURSE OUTCOME 2021-22
B.Com Sem-I (Honours)
COURSE OUTCOME

NAME OF THE COURSE	80% & ABOVE	70% & ABOVE	60% & ABOVE	50% & ABOVE	40% & ABOVE	BELOW 40%	TOTAL
GE1.1CH	100	7	0	0	0	0	107
CC1.1CHG	104	3	0	0	0	0	107
CC1.2CHG	105	2	0	0	0	0	107
CC1.1CH	31	49	15	5	7	0	107
AECC1.1C HG	103	3	1	0	0	0	107



COURSE OUTCOME 2021-22
B.Com Sem-II (Honours)

NAME OF THE COURSE	COURSE OUTCOME						TOTAL
	80% & ABOVE	70% & ABOVE	60% & ABOVE	50% & ABOVE	40% & ABOVE	BELOW 40%	
GE2.1CH	1	12	32	31	19	10	105
CC2.1CHG	1	20	30	31	13	10	105
CC2.2CHG	0	5	34	25	27	14	105
CC2.1CH	0	5	15	38	26	21	105
AECC2.1C HG	3	44	44	14	0	0	105



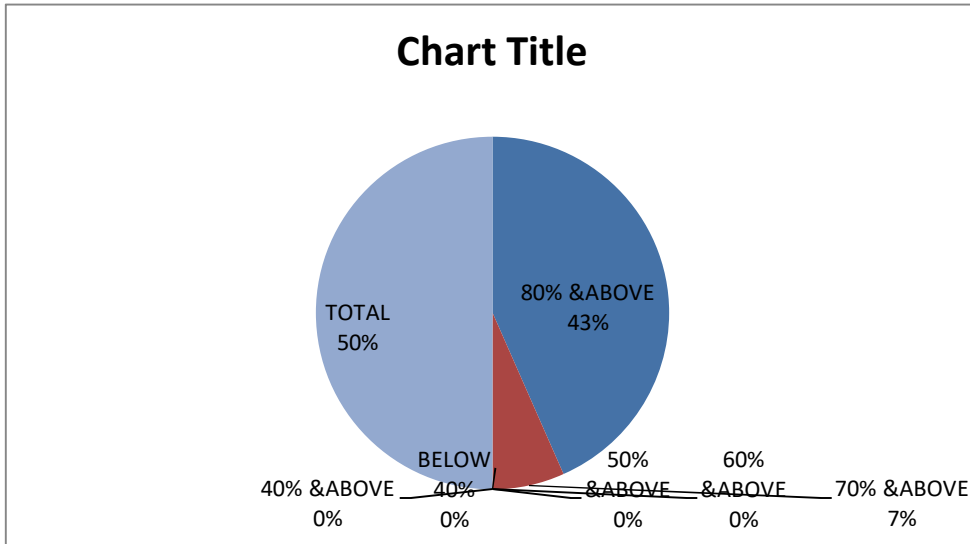
]

COURSE OUTCOME 2021-22

B.Com Sem-III (Honours)

COURSE OUTCOME

NAME OF THE COURSE	80% & ABOVE	70% & ABOVE	60% & ABOVE	50% & ABOVE	40% & ABOVE	BELOW 40%	TOTAL
SEC3.1CG	72	11	0	0	0	0	83
GE3.1CHG	57	25	0	1	0	0	83
CC3.1CH	77	2	4	0	0	0	83
CC3.2CH	4	27	38	9	3	2	83

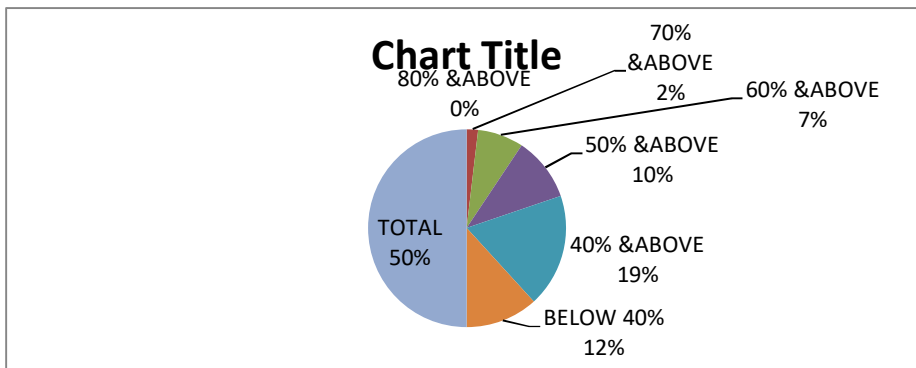


COURSE OUTCOME 2021-22

B.Com Sem-IV (Honours)

COURSE OUTCOME

NAME OF THE COURSE	80% & ABOVE	70% & ABOVE	60% & ABOVE	50% & ABOVE	40% & ABOVE	BELOW 40%	TOTAL
SEC4.1CH	0	3	12	17	30	19	81
GE4.1CHG	0	1	15	21	24	20	81
CC4.1CH	1	7	22	29	12	10	81
CC4.2CH	2	12	15	22	17	13	81



KHUDIRAM BOSE CENTRAL COLLEGE

DEPARTMENT OF EDUCATION

REPORT ON

PROGRAMME OUTCOME

&

COURSE OUTCOME

SUBMITTED BY,

SHEULI BISWAS (ADHIKARY)

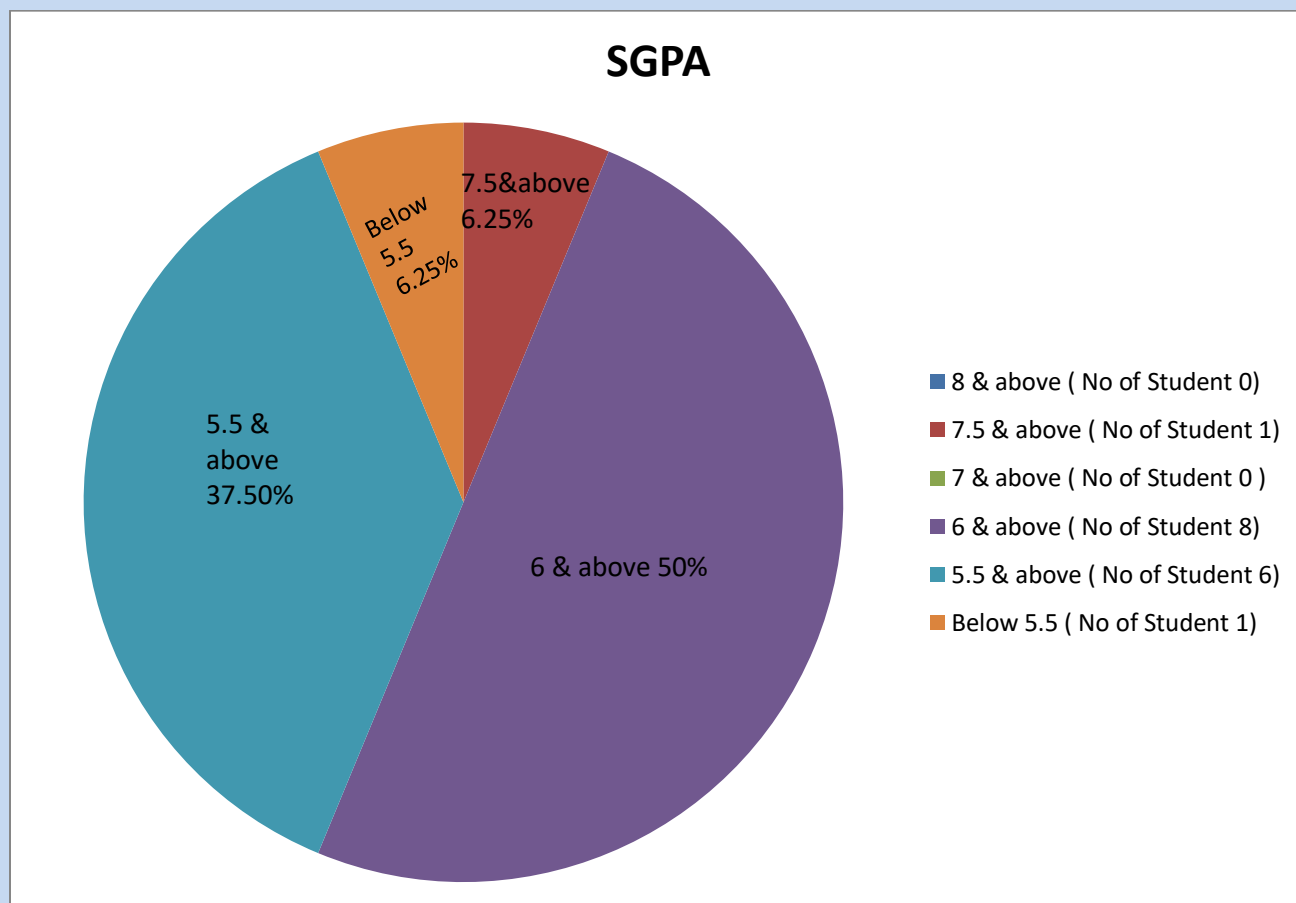
2021 -22

6TH SEMESTER HONS

DEPARTMENT OF EDUCATION

PROGRAMME OUTCOME

SGPA	8 & ABOVE	7.5 & ABOVE	7 & ABOVE	6 & ABOVE	5.5 & ABOVE	BELOW 5.5	TOTAL NUMBER OF STUDENTS
NUMBER OF STUDENTS	0	1	0	8	6	1 (student was absent in theory)	16



2021 -22

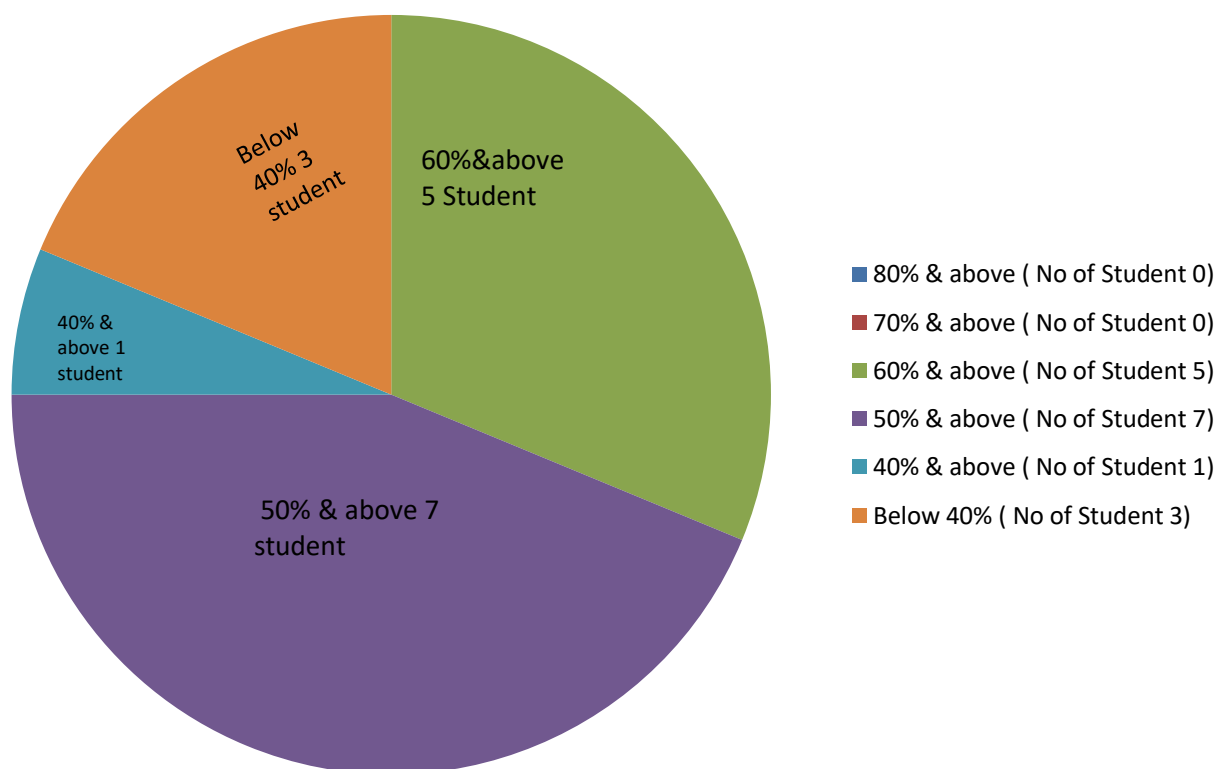
6TH SEMESTER HONS

DEPARTMENT OF EDUCATION

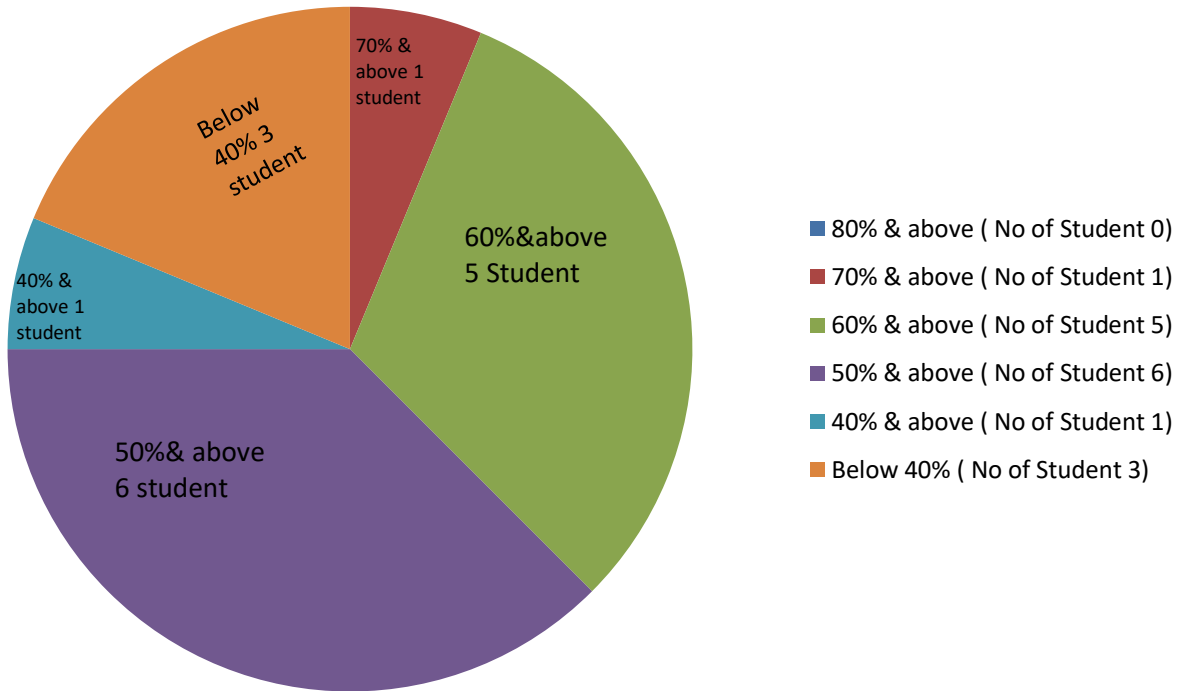
COURSE OUTCOME

Course name	80% & above	70% & above	60% & above	50% & above	40% & above	Below 40%	Total number of students
CC13	0	0	5	7	1	3	16
CC14	0	1	5	6	1	3	16
DSE A	0	2	3	6	5	0	16
DSE B	1	0	2	5	7	1	16

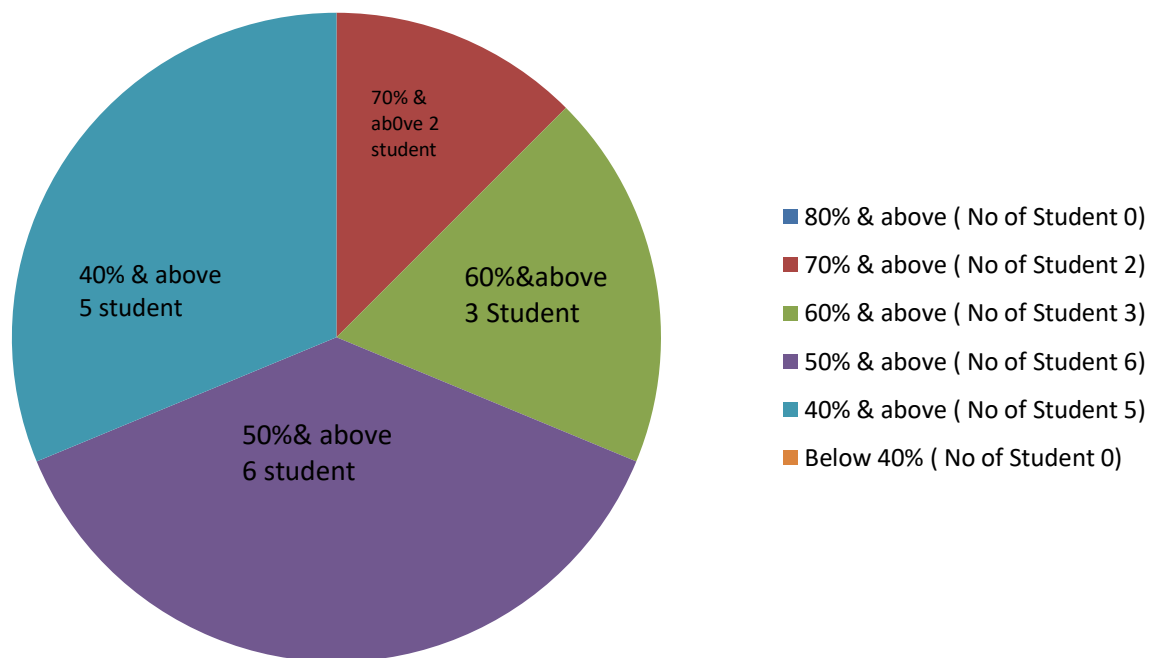
CC13



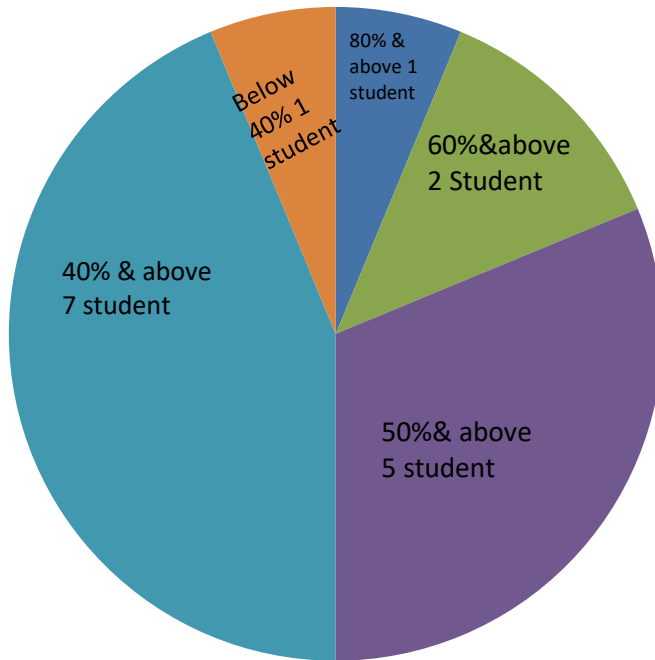
CC14



DSE A



DSE B



- 80% & above (No of Student 1)
- 70% & above (No of Student 0)
- 60% & above (No of Student 2)
- 50% & above (No of Student 5)
- 40% & above (No of Student 7)
- Below 40% (No of Student 1)

2021 -22

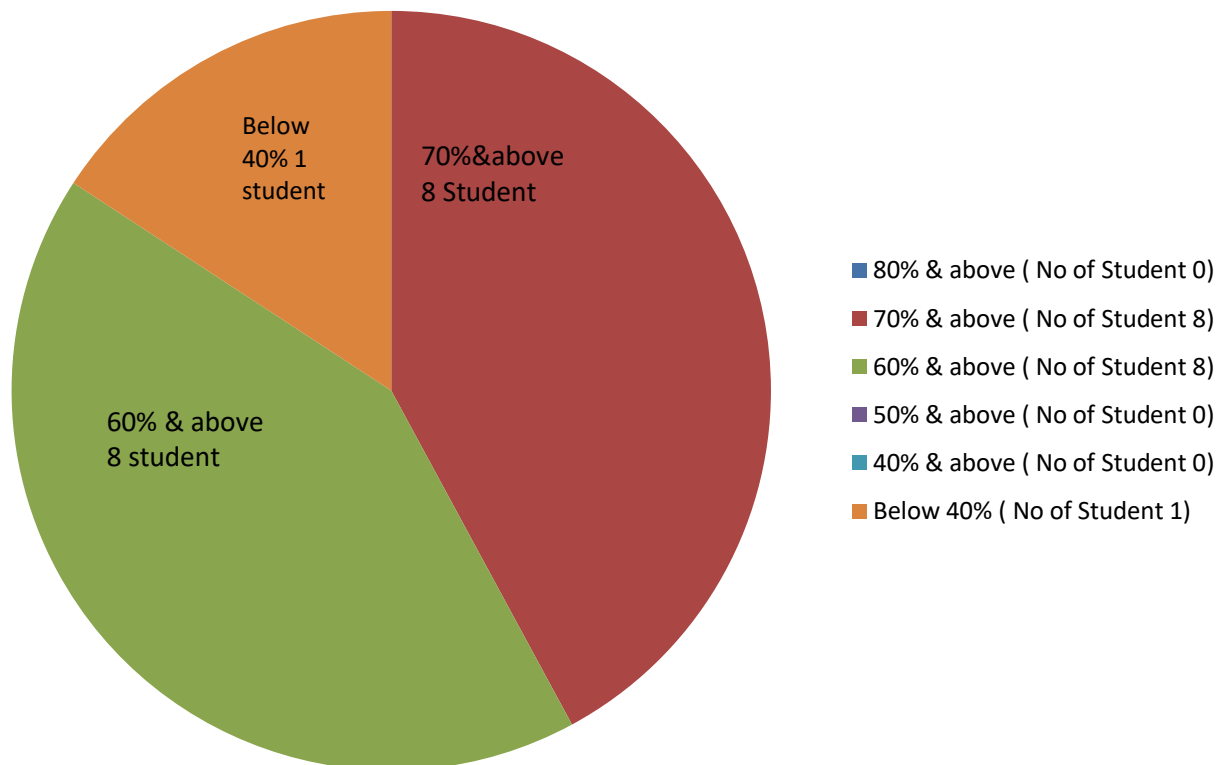
5TH SEMESTER HONS

DEPARTMENT OF EDUCATION

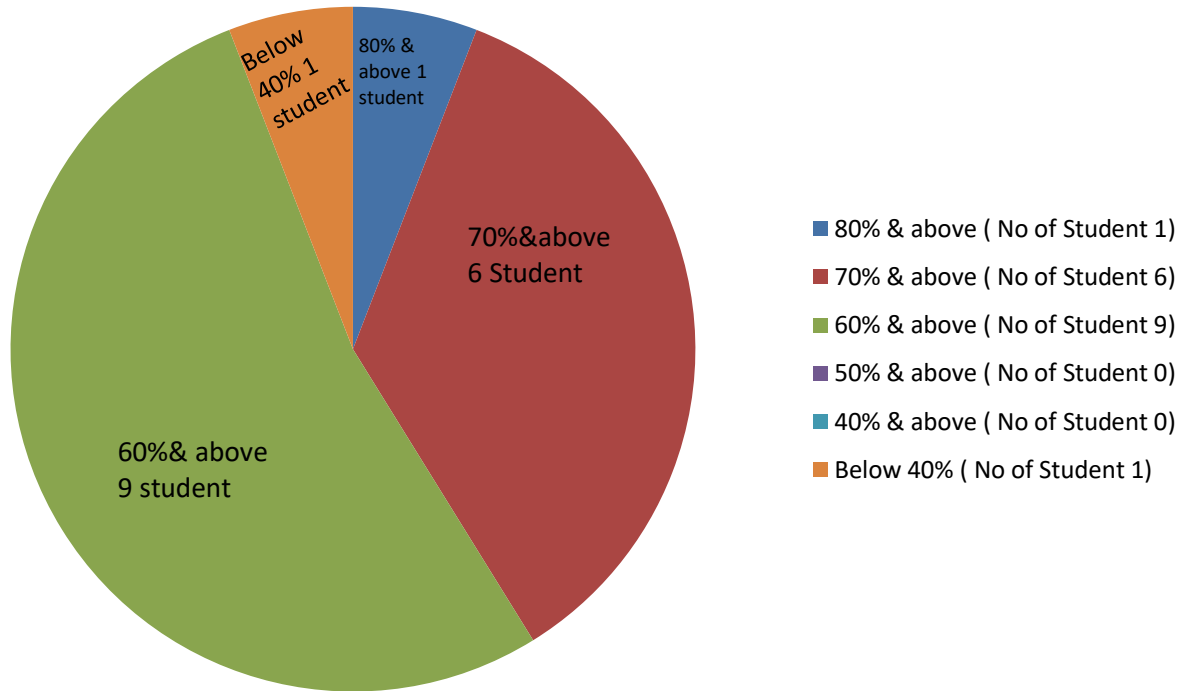
COURSE OUTCOME

Course name	80% & above	70% & above	60% & above	50% & above	40% & above	Below 40% (1 student was absent in theory)	Total number of students
CC11	0	8	8	0	0	1	17
CC12	1	6	9	0	0	1	17
DSE A	0	1	10	5	0	1	17
DSE B	0	5	10	1	0	1	17

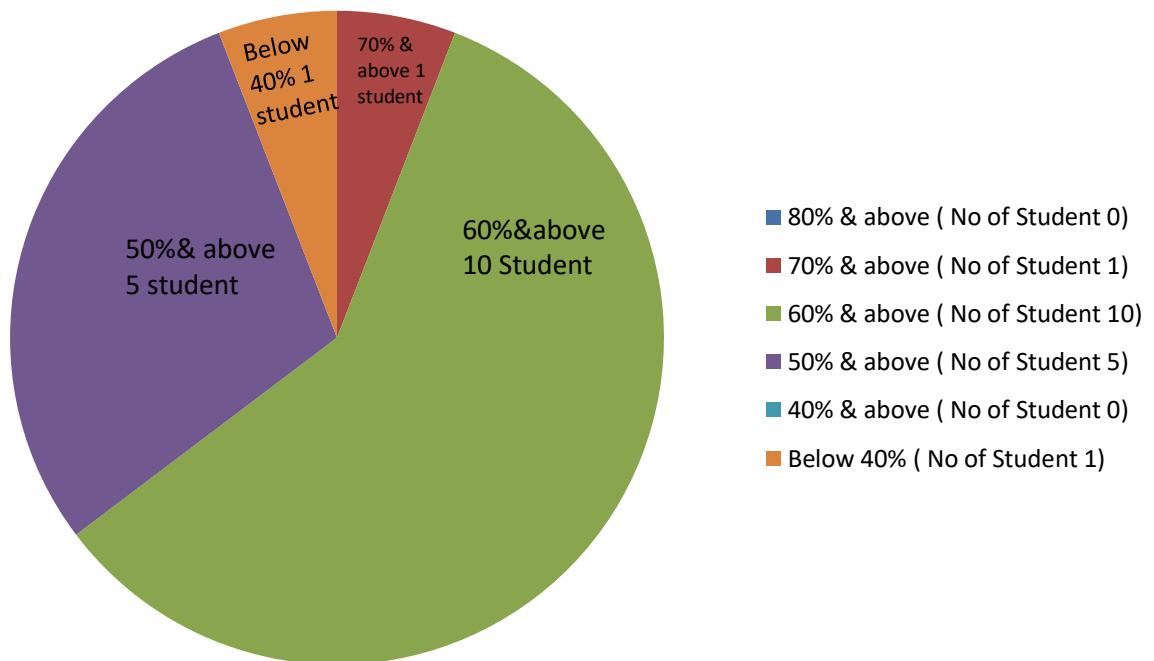
CC11



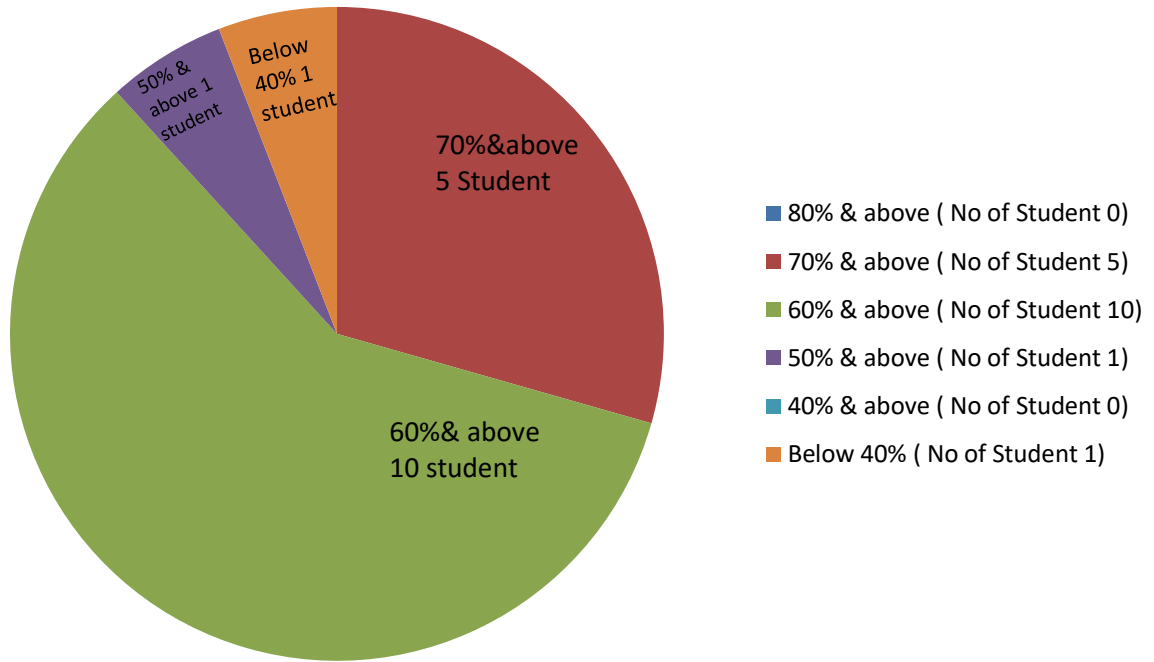
CC12



DSE A



DSE B



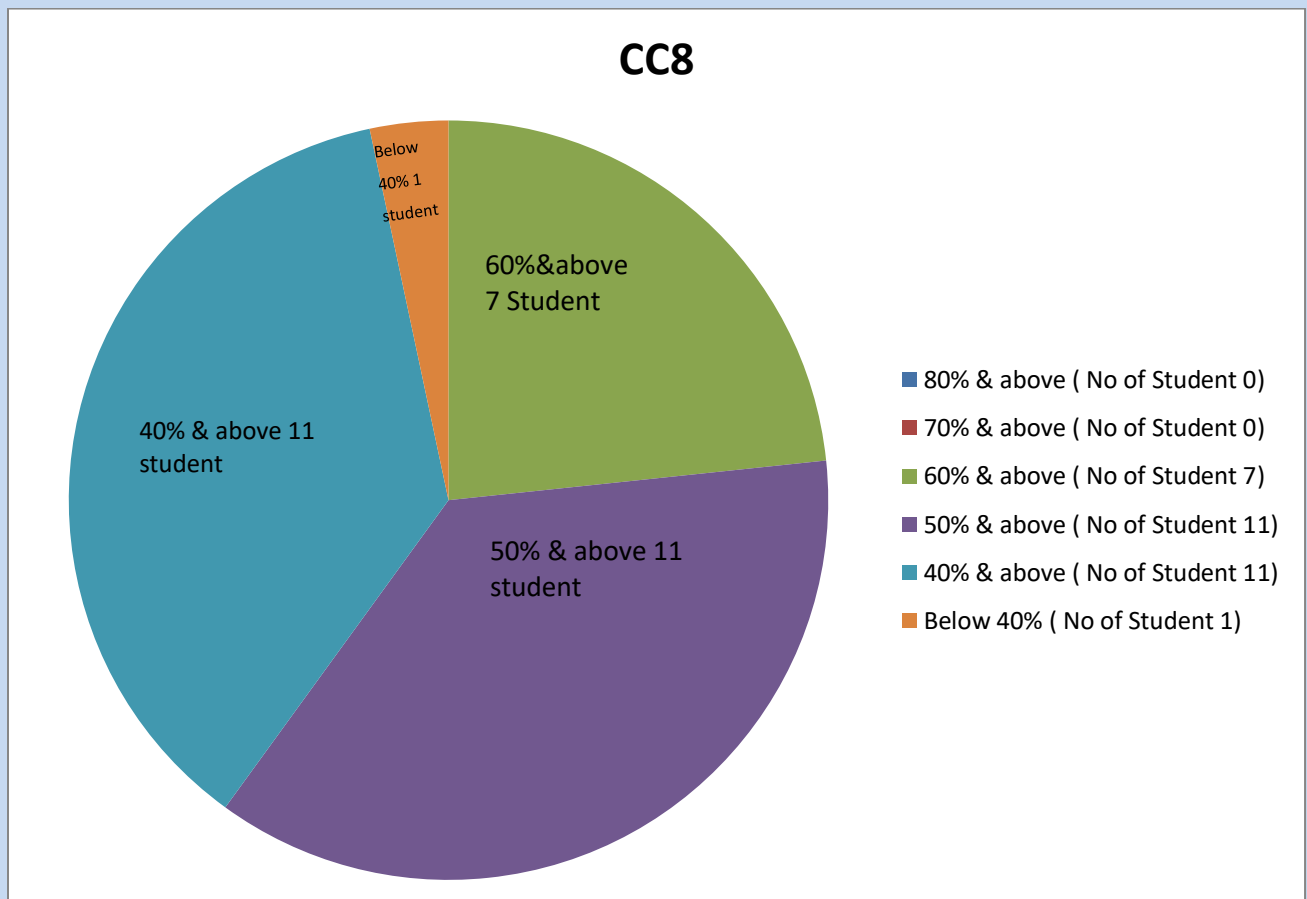
2021 -22

4TH SEMESTER HONS

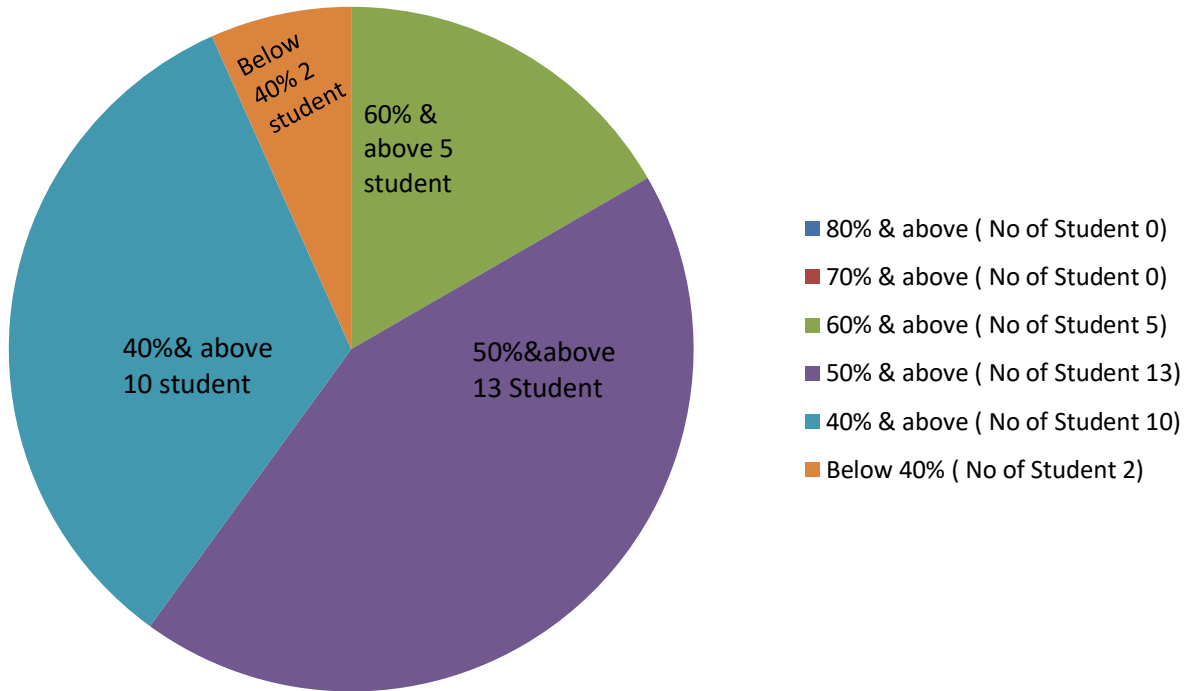
DEPARTMENT OF EDUCATION

COURSE OUTCOME

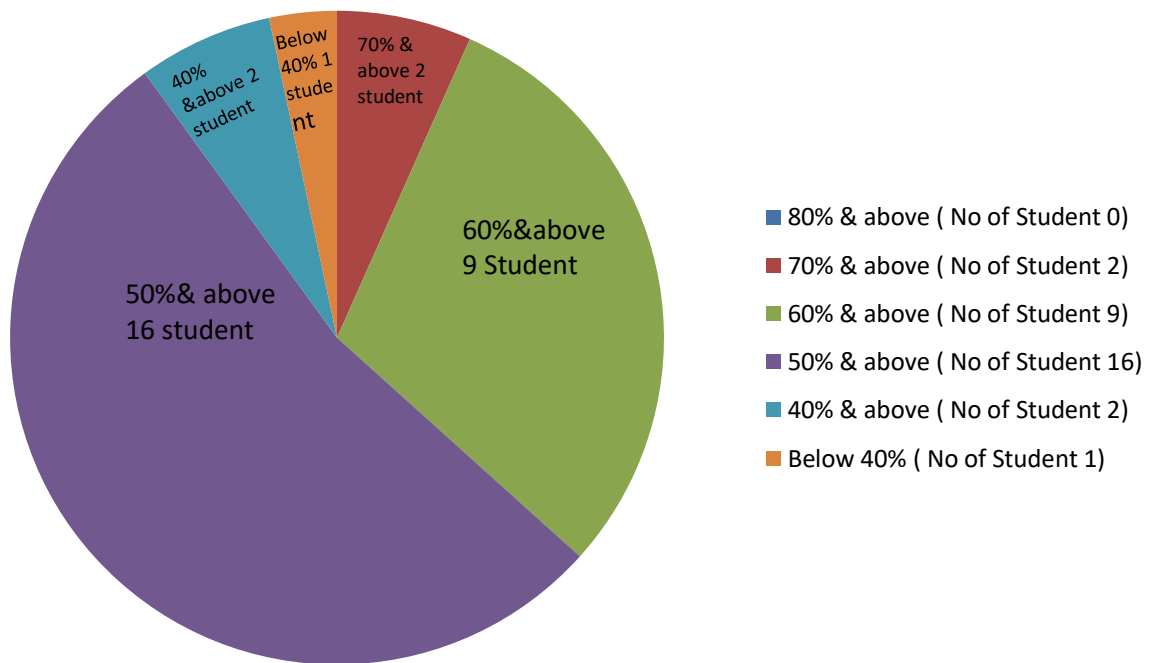
Course name	80% & above	70% & above	60% & above	50% & above	40% & above	Below 40% (1 student was absent in theory)	Total number of students
CC8	0	0	7	11	11	1	30
CC9	0	0	5	13	10	2	30
CC10	0	2	9	16	2	1	30
SEC B	0	2	6	13	7	2	30



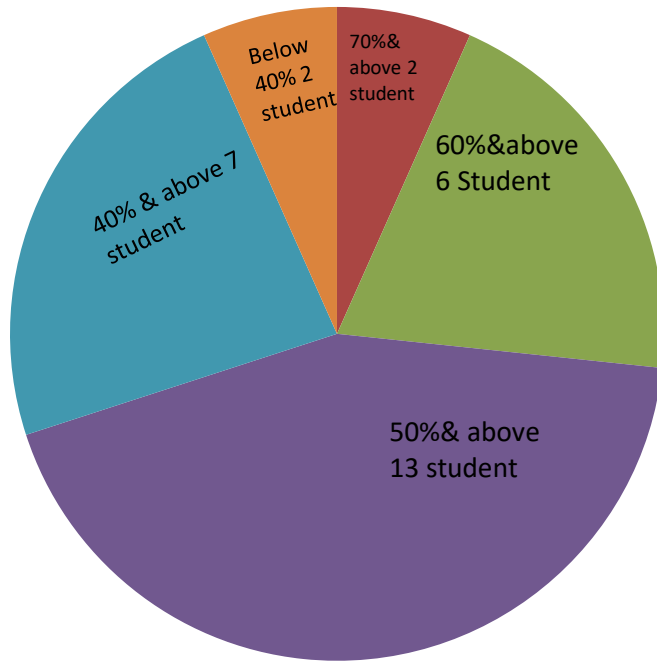
CC9



CC10



SEC B



- 80% & above (No of Student 0)
- 70% & above (No of Student 2)
- 60% & above (No of Student 6)
- 50% & above (No of Student 13)
- 40% & above (No of Student 7)
- Below 40% (No of Student 2)

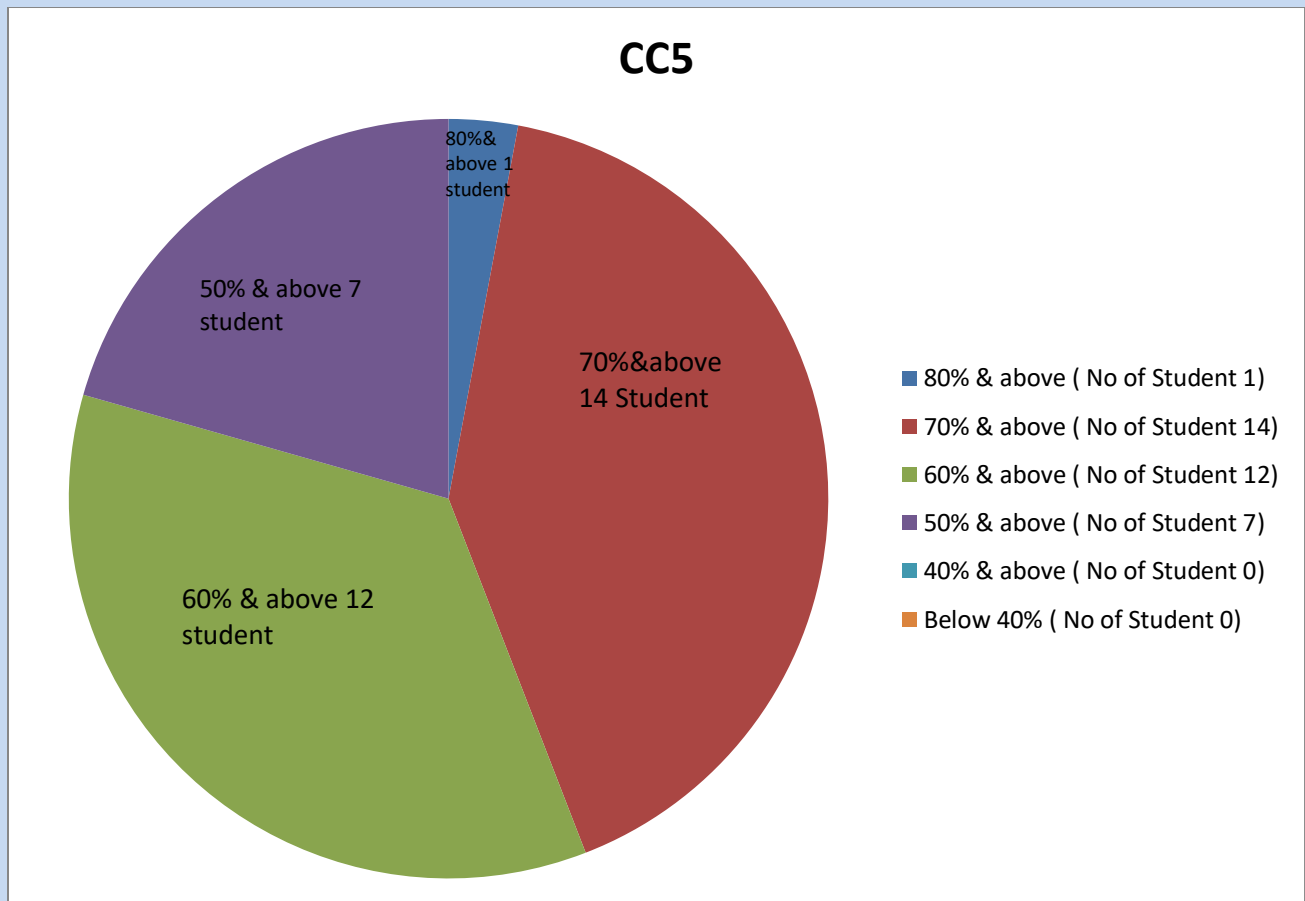
2021 -22

3RD SEMESTER HONS

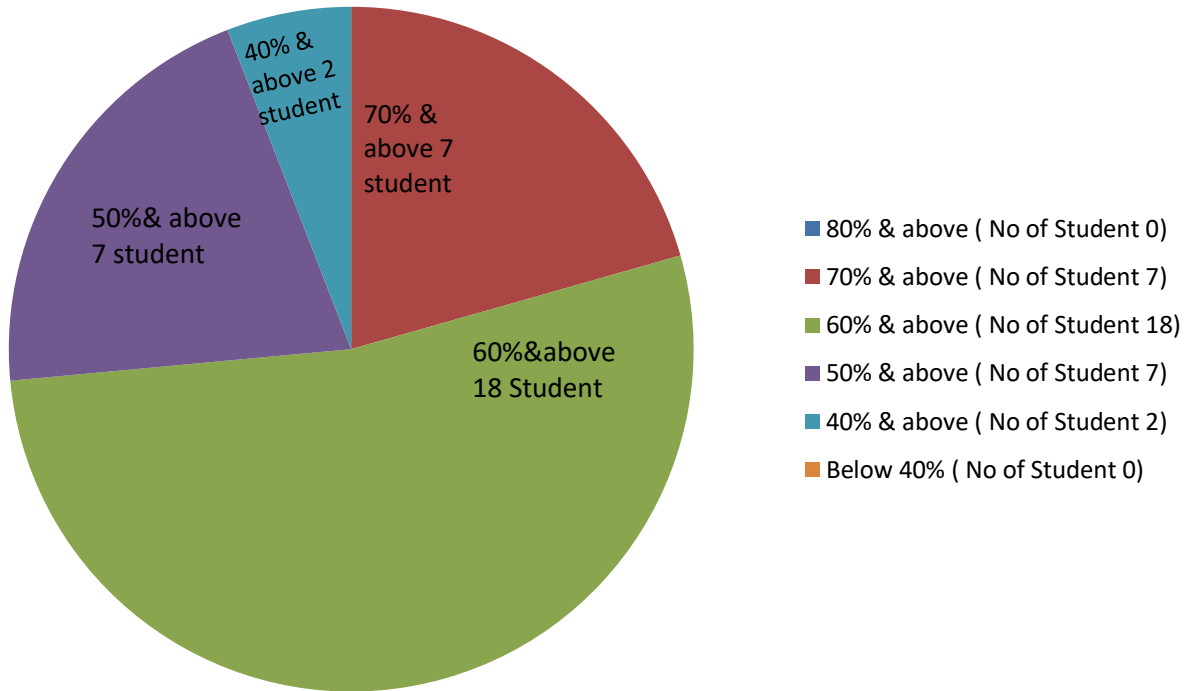
DEPARTMENT OF EDUCATION

COURSE OUTCOME

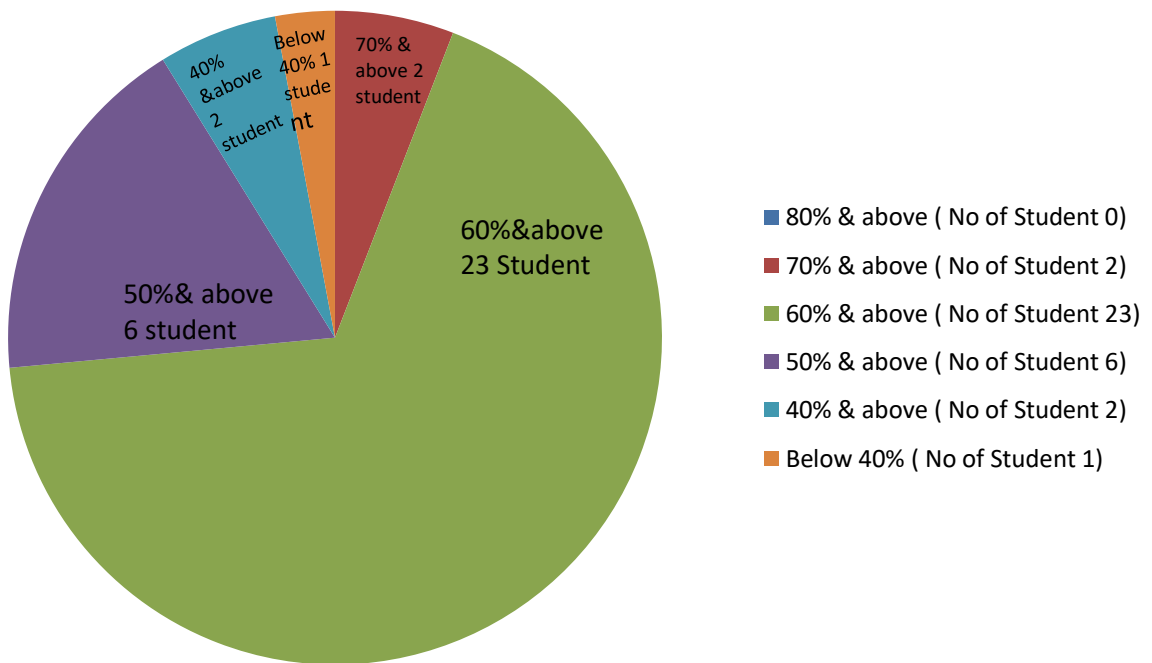
Course name	80% & above	70% & above	60% & above	50% & above	40% & above	Below 40%	Total number of students
CC5	1	14	12	7	0	0	34
CC6	0	7	18	7	2	0	34
CC7	0	2	23	6	2	1	34
SEC A	0	4	25	4	1	0	34



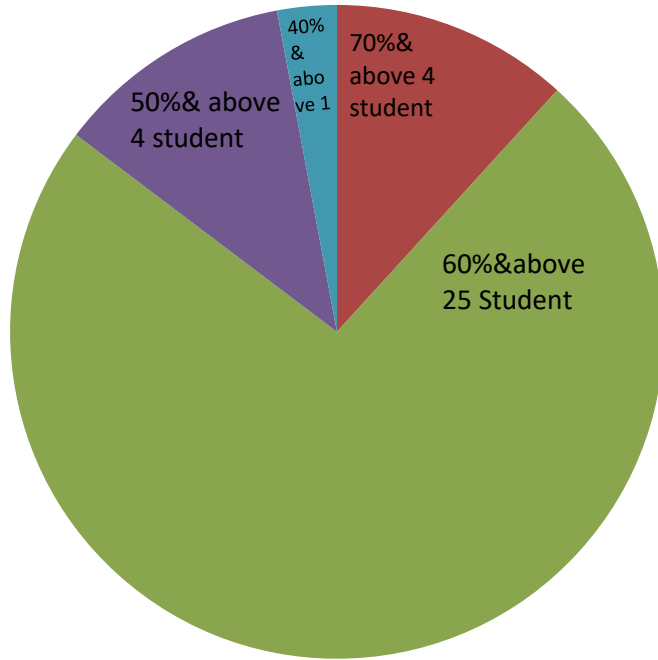
CC6



CC7



SEC A



- 80% & above (No of Student 0)
- 70% & above (No of Student 4)
- 60% & above (No of Student 25)
- 50% & above (No of Student 4)
- 40% & above (No of Student 1)
- Below 40% (No of Student 0)

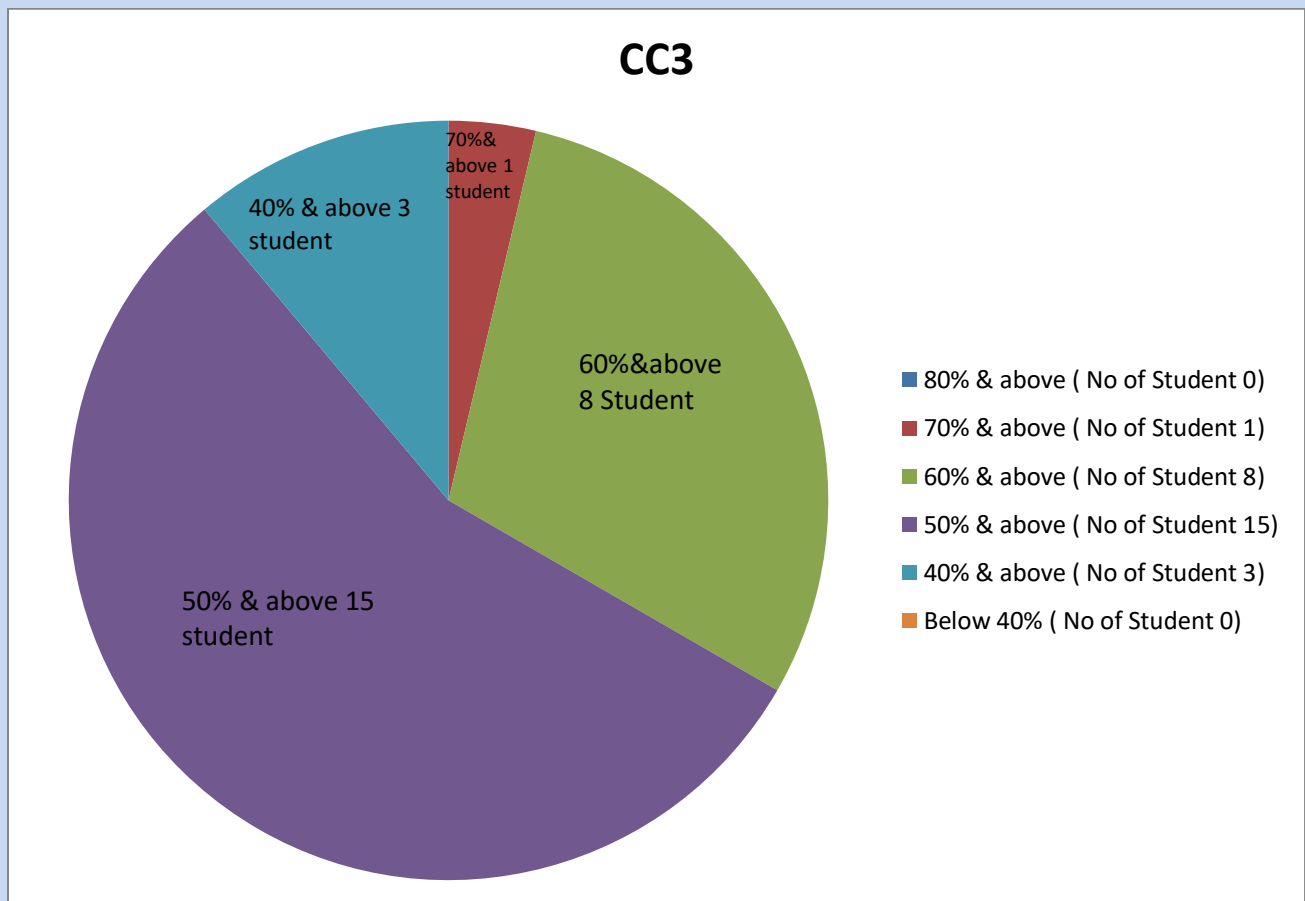
2021 -22

2ND SEMESTER HONS

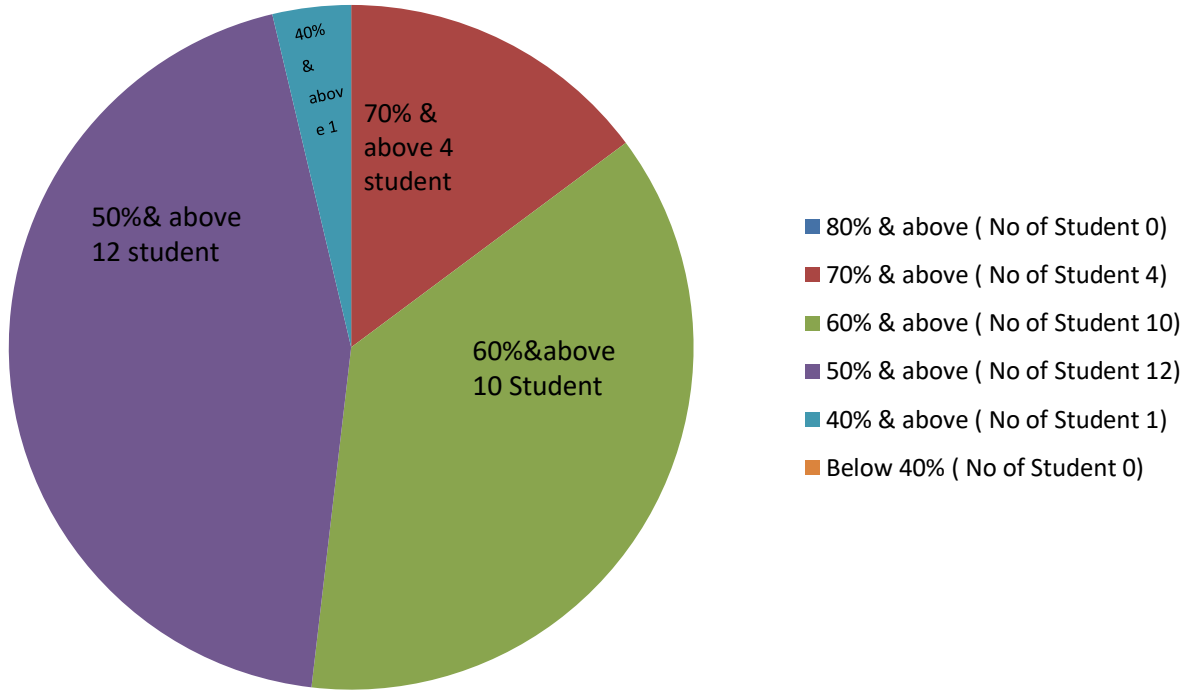
DEPARTMENT OF EDUCATION

COURSE OUTCOME

Course name	80% & above	70% & above	60% & above	50% & above	40% & above	Below 40%	Total number of students
CC3	0	1	8	15	3	0	27
CC4	0	4	10	12	1	0	27



CC4



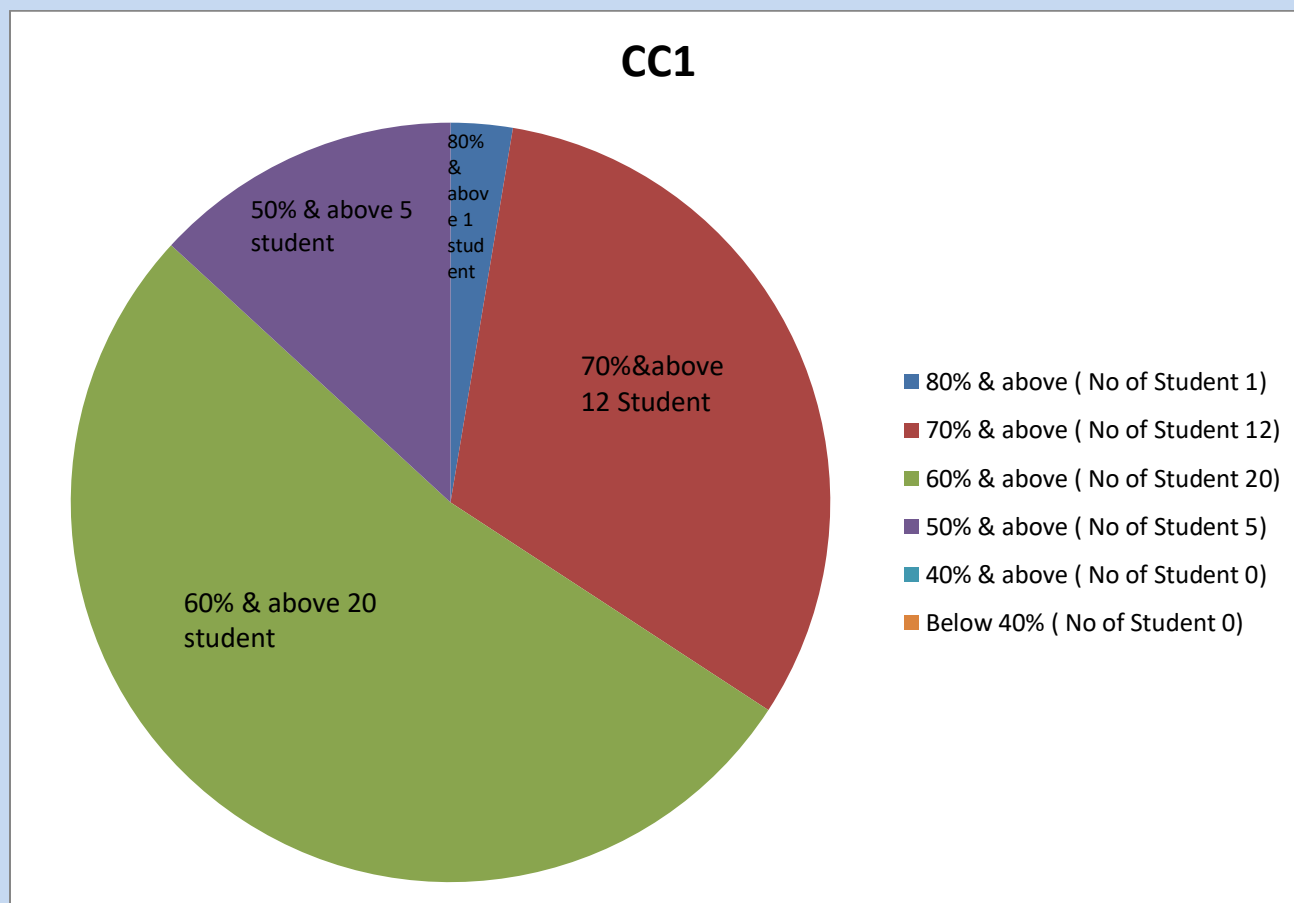
2021 -22

1ST SEMESTER HONS

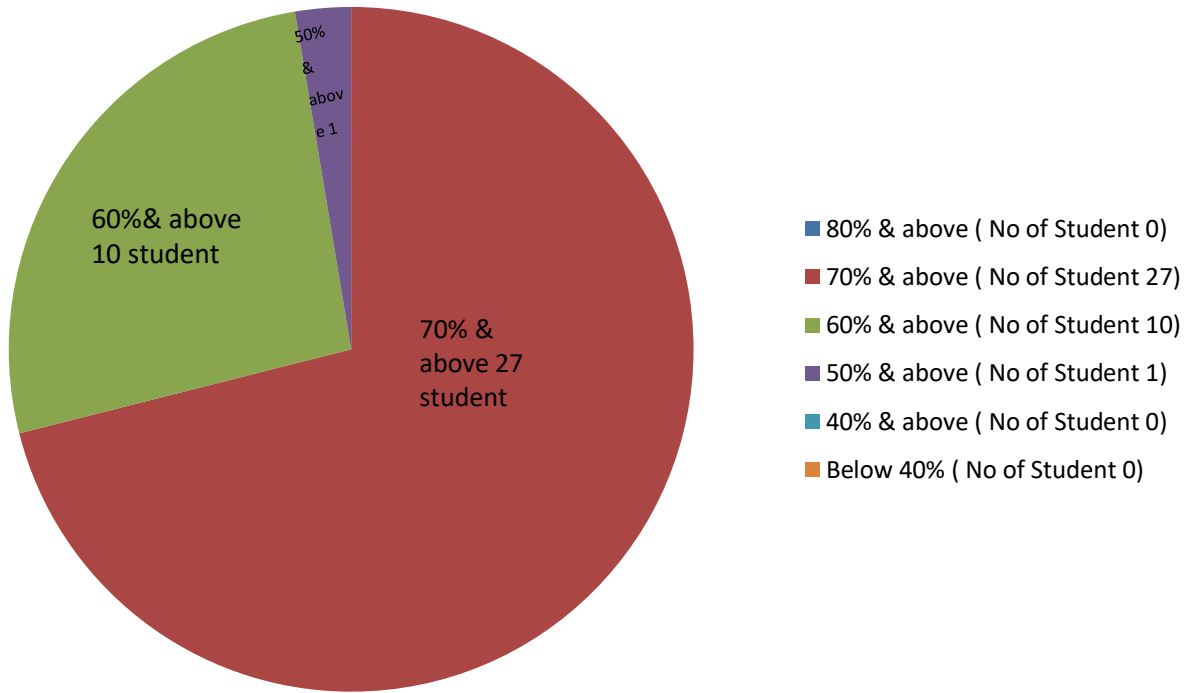
DEPARTMENT OF EDUCATION

COURSE OUTCOME

Course name	80% & above	70% & above	60% & above	50% & above	40% & above	Below 40%	Total number of students
CC1	1	12	20	5	0	0	38
CC2	0	27	10	1	0	0	38

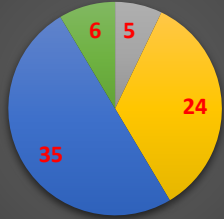
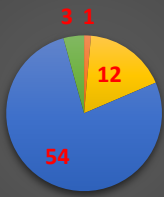
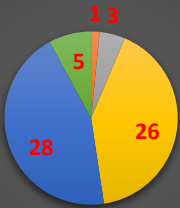


CC2

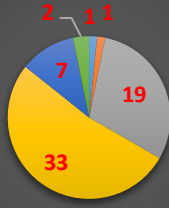


KHUDIRAM BOSE CENTRAL COLLEGE
DEPARTMENT OF ENGLISH

COURSE OUTCOME 2021-22

<p>SEMESTER 1:CC1</p>  <p>■ 0-19 ■ 20-39 ■ 40-49 ■ 50-59 ■ 60-69 ■ 70 & above</p>	<p>REMARKS</p> <table border="1" data-bbox="927 383 1390 741"> <thead> <tr> <th>MARKS</th> <th>NO.OF STUDENTS</th> </tr> </thead> <tbody> <tr> <td>0-19</td> <td>35</td> </tr> <tr> <td>20-39</td> <td>24</td> </tr> <tr> <td>40-49</td> <td>5</td> </tr> <tr> <td>50-59</td> <td>6</td> </tr> <tr> <td>60-69</td> <td>5</td> </tr> <tr> <td>70 & above</td> <td>6</td> </tr> <tr> <td></td> <td>70</td> </tr> </tbody> </table>	MARKS	NO.OF STUDENTS	0-19	35	20-39	24	40-49	5	50-59	6	60-69	5	70 & above	6		70
MARKS	NO.OF STUDENTS																
0-19	35																
20-39	24																
40-49	5																
50-59	6																
60-69	5																
70 & above	6																
	70																
<p>SEMESTER 1:CC2</p>  <p>■ 0-19 ■ 20-39 ■ 40-49 ■ 50-59 ■ 60-69 ■ 70 & above</p>	<p>REMARKS</p> <table border="1" data-bbox="927 831 1406 1189"> <thead> <tr> <th>MARKS</th> <th>NO.OF STUDENTS</th> </tr> </thead> <tbody> <tr> <td>0-19</td> <td>54</td> </tr> <tr> <td>20-39</td> <td>12</td> </tr> <tr> <td>40-49</td> <td>3</td> </tr> <tr> <td>50-59</td> <td>1</td> </tr> <tr> <td>60-69</td> <td>3</td> </tr> <tr> <td>70 & above</td> <td>1</td> </tr> <tr> <td></td> <td>70</td> </tr> </tbody> </table>	MARKS	NO.OF STUDENTS	0-19	54	20-39	12	40-49	3	50-59	1	60-69	3	70 & above	1		70
MARKS	NO.OF STUDENTS																
0-19	54																
20-39	12																
40-49	3																
50-59	1																
60-69	3																
70 & above	1																
	70																
<p>SEMESTER 2:CC3</p>  <p>■ 0-19 ■ 20-39 ■ 40-49 ■ 50-59 ■ 60-69 ■ 70 & above</p>	<p>REMARKS</p> <table border="1" data-bbox="927 1261 1406 1619"> <thead> <tr> <th>MARKS</th> <th>NO.OF STUDENTS</th> </tr> </thead> <tbody> <tr> <td>0-19</td> <td>28</td> </tr> <tr> <td>20-39</td> <td>26</td> </tr> <tr> <td>40-49</td> <td>5</td> </tr> <tr> <td>50-59</td> <td>1</td> </tr> <tr> <td>60-69</td> <td>1</td> </tr> <tr> <td>70 & above</td> <td>3</td> </tr> <tr> <td></td> <td>63</td> </tr> </tbody> </table>	MARKS	NO.OF STUDENTS	0-19	28	20-39	26	40-49	5	50-59	1	60-69	1	70 & above	3		63
MARKS	NO.OF STUDENTS																
0-19	28																
20-39	26																
40-49	5																
50-59	1																
60-69	1																
70 & above	3																
	63																

SEMESTER 2:CC4

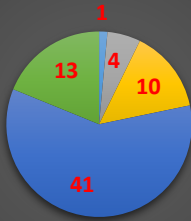


■ 0-19 ■ 20-39 ■ 40-49 ■ 50-59 ■ 60-69 ■ 70 & above

REMARKS

MARKS	NO.OF STUDENTS
0-19	1
20-39	1
40-49	19
50-59	33
60-69	7
70 & above	2
	63

SEMESTER 3: CC5

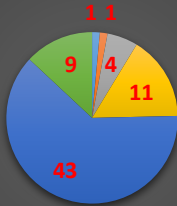


■ 0-19 ■ 20-39 ■ 40-49 ■ 50-59 ■ 60-69 ■ 70 & above

REMARKS

MARKS	NO.OF STUDENTS
0-19	1
20-39	
40-49	4
50-59	10
60-69	41
70 & above	13
	69

SEMESTER 3:CC6

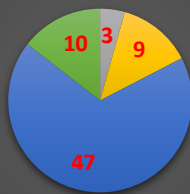


■ 0-19 ■ 20-39 ■ 40-49 ■ 50-59 ■ 60-69 ■ 70 & above

REMARKS

MARKS	NO.OF STUDENTS
0-19	1
20-39	1
40-49	4
50-59	11
60-69	43
70 & above	9
	69

SEMESTER 3: CC7

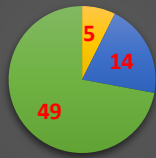


■ 0-19 ■ 20-39 ■ 40-49 ■ 50-59 ■ 60-69 ■ 70 & above

REMARKS

MARKS	NO.OF STUDENTS
0-19	
20-39	
40-49	3
50-59	9
60-69	47
70 & above	10
	69

SEMESTER 3: SEC

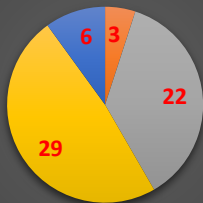


■ 0-19 ■ 20-39 ■ 40-49 ■ 50-59 ■ 60-69 ■ 70 & above

REMARKS

MARKS	NO.OF STUDENTS
0-19	
20-39	
40-49	
50-59	5
60-69	14
70 & above	49
	69

SEMESTER 4: CC8

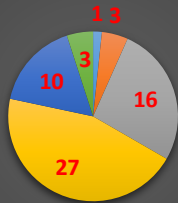


■ 0-19 ■ 20-39 ■ 40-49 ■ 50-59 ■ 60-69 ■ 70 & above

REMARKS

MARKS	NO.OF STUDENTS
0-19	
20-39	3
40-49	22
50-59	29
60-69	6
70 & above	
	60

SEMESTER 4: CC9

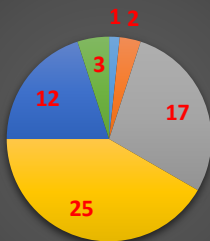


■ 0-19 ■ 20-39 ■ 40-49 ■ 50-59 ■ 60-69 ■ 70 & above

REMARKS

MARKS	NO.OF STUDENTS
0-19	1
20-39	3
40-49	16
50-59	27
60-69	10
70 & above	3
	60

SEMESTER 4: CC10

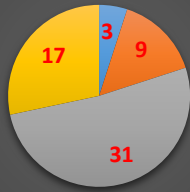


■ 0-19 ■ 20-39 ■ 40-49 ■ 50-59 ■ 60-69 ■ 70 & above

REMARKS

MARKS	NO.OF STUDENTS
0-19	1
20-39	2
40-49	17
50-59	25
60-69	12
70 & above	3
	60

SEMESTER 4: SEC

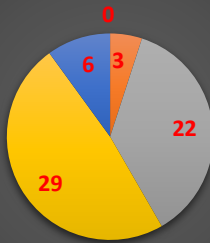


■ 0-19 ■ 20-39 ■ 40-49 ■ 50-59 ■ 60-69 ■ 70 & above

REMARKS

MARKS	NO.OF STUDENTS
0-19	3
20-39	19
40-49	31
50-59	17
60-69	
70 & above	
	60

SEMESTER 5: CC11

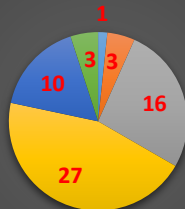


■ 0-19 ■ 20-39 ■ 40-49 ■ 50-59 ■ 60-69 ■ 70 & above

REMARKS

MARKS	NO.OF STUDENTS
0-19	
20-39	3
40-49	22
50-59	29
60-69	6
70 & above	
	60

SEMESTER 5: CC12

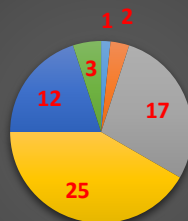


■ 0-19 ■ 20-39 ■ 40-49 ■ 50-59 ■ 60-69 ■ 70 & above

REMARKS

MARKS	NO.OF STUDENTS
0-19	1
20-39	3
40-49	16
50-59	27
60-69	10
70 & above	3
	60

SEMESTER 5: DSE A

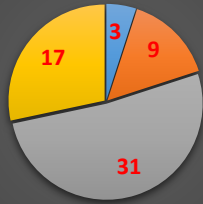


■ 0-19 ■ 20-39 ■ 40-49 ■ 50-59 ■ 60-69 ■ 70 & above

REMARKS

MARKS	NO.OF STUDENTS
0-19	1
20-39	2
40-49	17
50-59	25
60-69	12
70 & above	3
	60

SEMESTER 5: DSE B

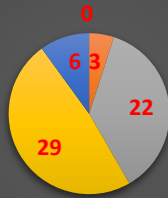


0-19 20-39 40-49 50-59 60-69 70 & above

REMARKS

MARKS	NO.OF STUDENTS
0-19	3
20-39	9
40-49	31
50-59	17
60-69	
70 & above	
	60

SEMESTER 6: CC13

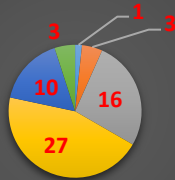


0-19 20-39 40-49 50-59 60-69 70 & above

REMARKS

MARKS	NO.OF STUDENTS
0-19	
20-39	3
40-49	22
50-59	29
60-69	6
70 & above	
	60

SEMESTER 6: CC14

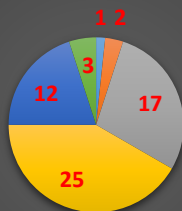


0-19 20-39 40-49 50-59 60-69 70 & above

REMARKS

MARKS	NO.OF STUDENTS
0-19	1
20-39	3
40-49	16
50-59	27
60-69	10
70 & above	3
	60

SEMESTER 6: DSE A



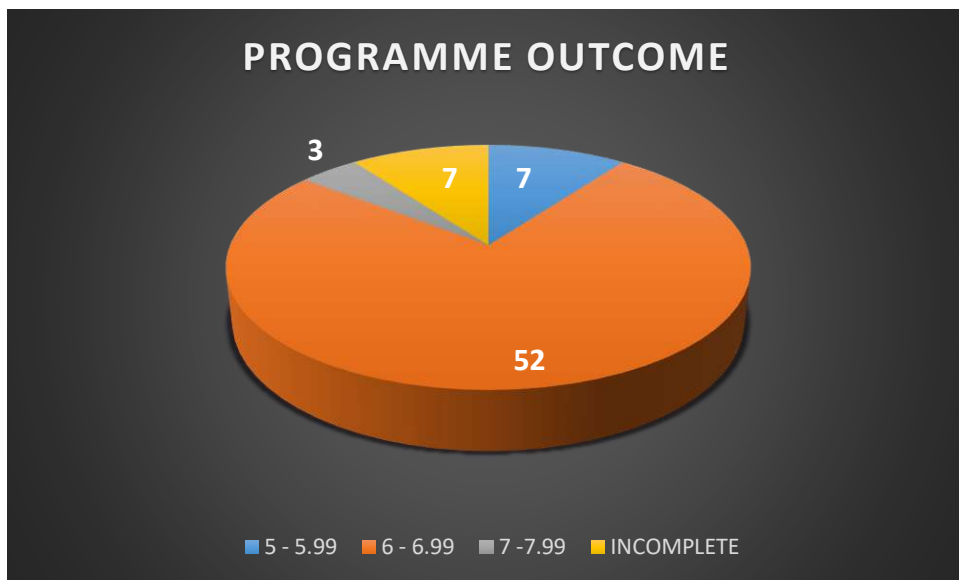
0-19 20-39 40-49 50-59 60-69 70 & above

REMARKS

MARKS	NO.OF STUDENTS
0-19	1
20-39	2
40-49	17
50-59	25
60-69	12
70 & above	3
	60

SEMESTER 6: DSE B	REMARKS	
	MARKS	NO.OF STUDENTS
<p>Legend: 0-19 (blue), 20-39 (orange), 40-49 (grey), 50-59 (yellow), 60-69 (light blue), 70 & above (green)</p>	0-19	3
	20-39	19
	40-49	31
	50-59	17
	60-69	
	70 & above	
		60

PROGRAMME OUTCOME BASED ON SEMESTER 6 CGPA – 2021-22



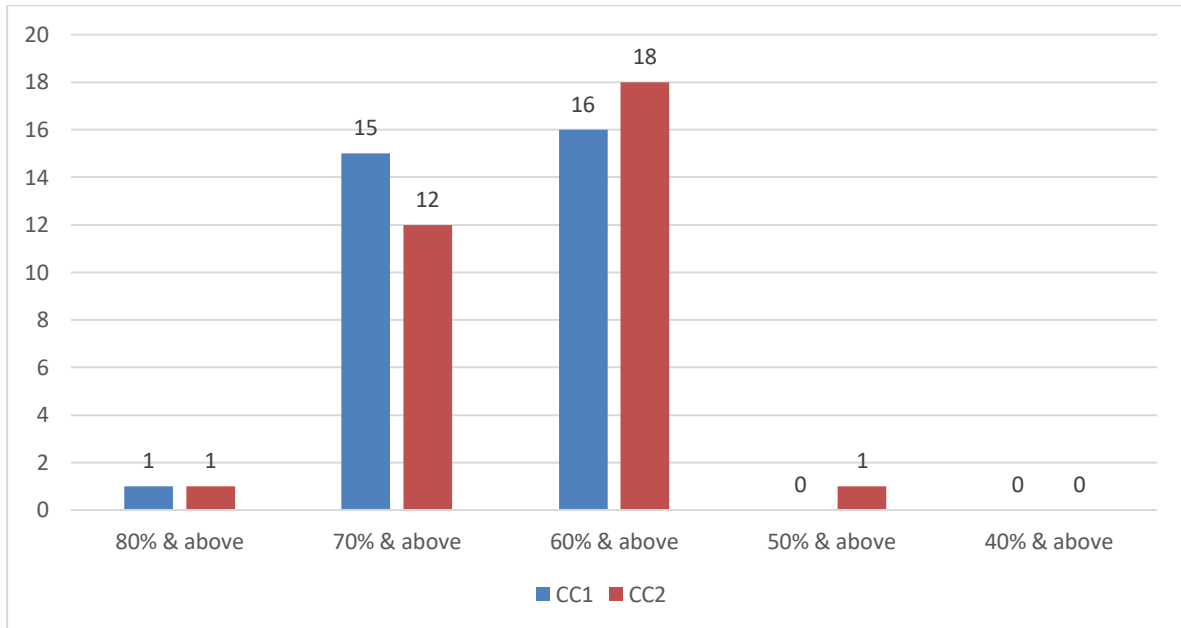
CGPA	5 – 5.99	6 – 6.99	7 – 7.77	INCOMPLETE
NO. OF STUDENTS	7	52	3	7

As per the data above, the total number of students who graduated in the year 2021 is 62 in number. The 7 students under the incomplete result, have not cleared their result due to backlog in either Semester 6 papers or previous semesters.

DEPARTMENT OF ENGLISH

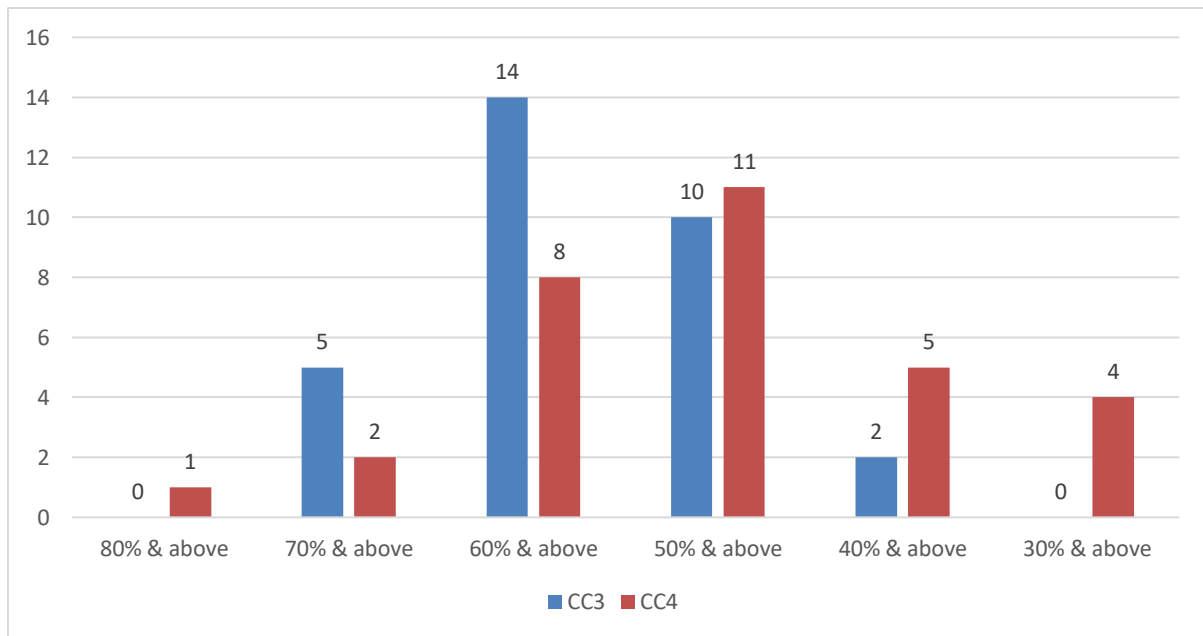
KHUDIRAM BOSE CENTRAL COLLEGE

2021-2022
SEMESTER 1 HONOURS
GEOGRAPHY
COURSE OUTCOME



Name of the course	80% & above	70% & above	60% & above	50% & above	40% & above	TOTAL
CC1	1	15	16	0	0	32
CC2	1	12	18	1	0	32

2021-2022
SEMESTER 2 HONOURS
GEOGRAPHY
COURSE OUTCOME



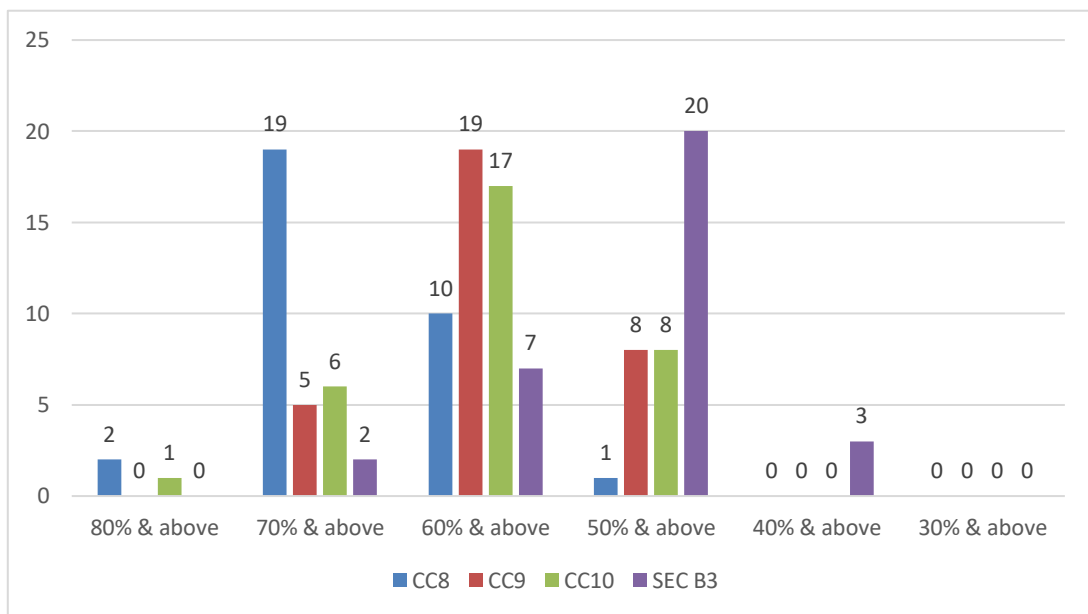
Name of the course	80% & above	70% & above	60% & above	50% & above	40% & above	30% & above	Total
CC3	0	5	14	10	2	0	31
CC4	1	2	8	11	5	4	31

**SEMESTER 3 HONOURS
GEOGRAPHY
COURSE OUTCOME**



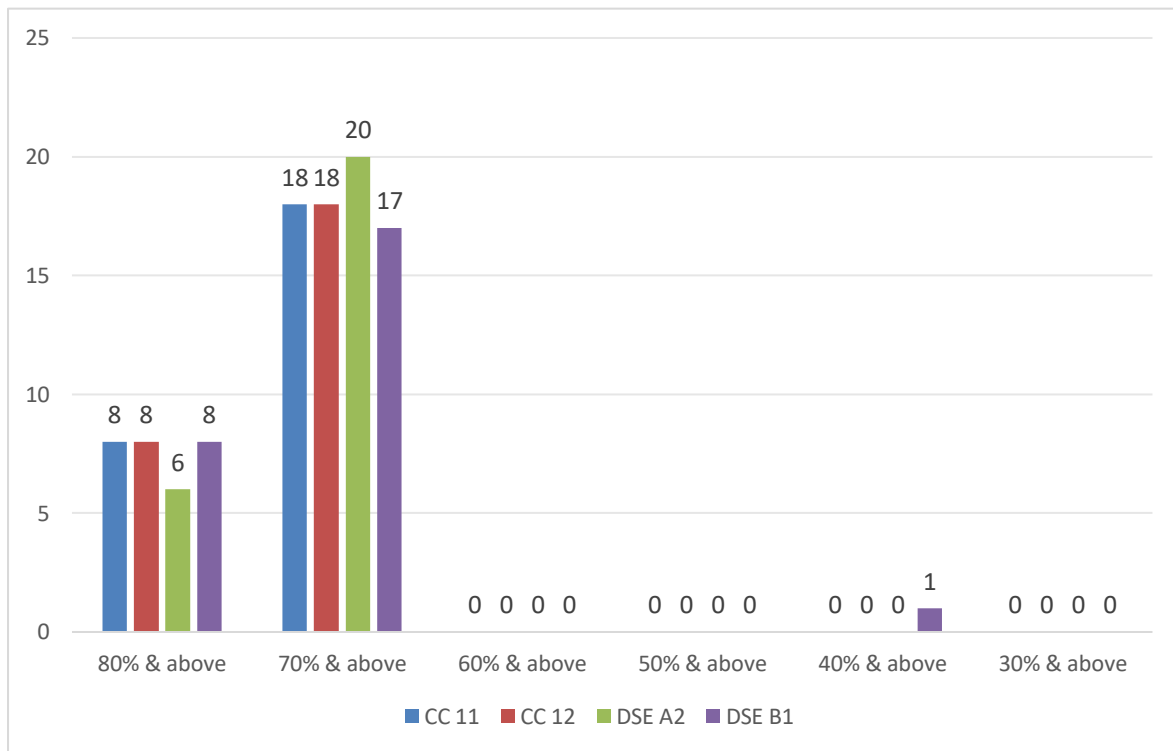
Name of the Course	80% & above	70% & above	60% & above	50% & above	40% & above	30% & above	TOTAL
CC5	4	10	17	1	0	0	32
CC6	3	6	18	5	0	0	32
CC7	4	6	21	1	0	0	32
SEC A1	2	9	17	4	0	0	32

2021-2022
SEMESTER 4 HONOURS
GEOGRAPHY
COURSE OUTCOME



Name of the Course	80% & above	70% & above	60% & above	50% & above	40% & above	30% & above	TOTAL
CC8	2	19	10	1	0	0	32
CC9	0	5	19	8	0	0	32
CC10	1	6	17	8	0	0	32
SEC B3	0	2	7	20	3	0	32

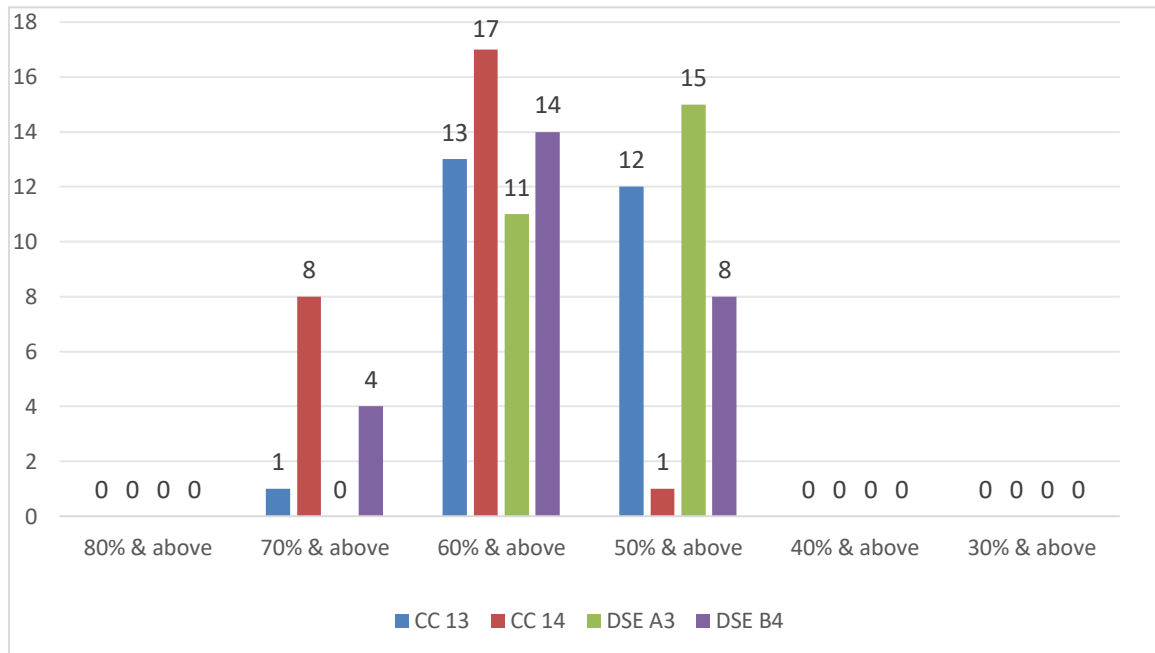
2021-2022
SEMESTER 5 HONOURS
GEOGRAPHY
COURSE OUTCOME



Name of the Course	80% & above	70% & above	60% & above	50% & above	40% & above	30% & above	TOTAL
CC 11	8	18	0	0	0	0	26
CC 12	8	18	0	0	0	0	26
DSE A2	6	20	0	0	0	0	26

DSE B1	8	17	0	0	1	0	26
---------------	----------	-----------	----------	----------	----------	----------	-----------

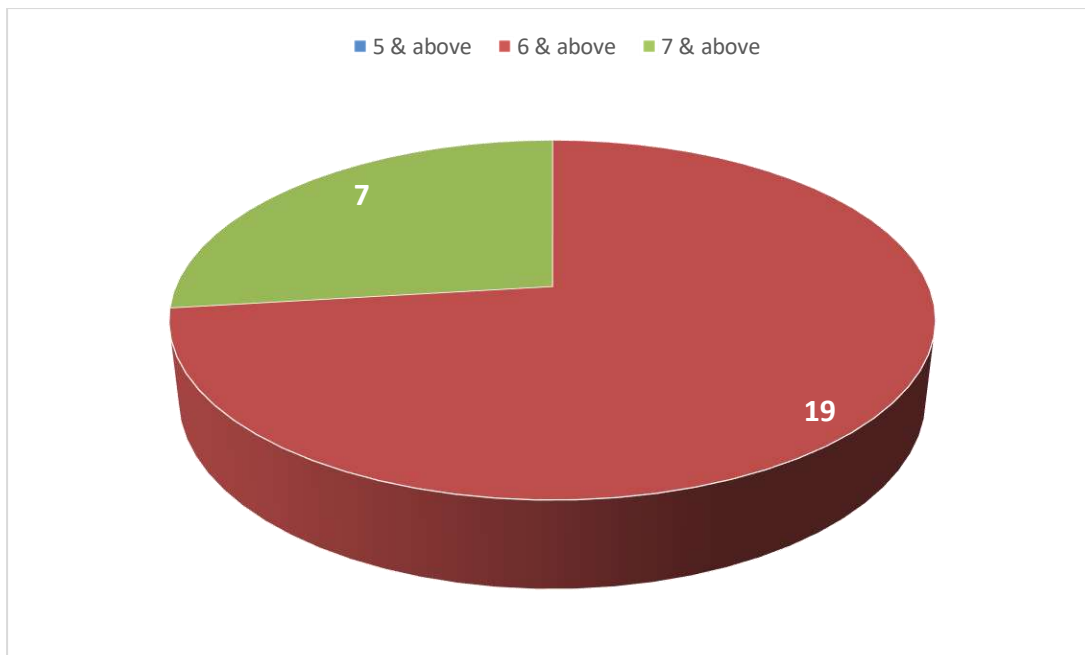
2021-2022
SEMESTER 6 HONOURS
GEOGRAPHY
COURSE OUTCOME



Name of the Course	80% & above	70% & above	60% & above	50% & above	40% & above	30% & above	TOTAL
CC 13	0	1	13	12	0	0	26
CC 14	0	8	17	1	0	0	26
DSE A3	0	0	11	15	0	0	26

DSE B4	0	4	14	8	0	0	26
---------------	----------	----------	-----------	----------	----------	----------	-----------

**2021-2022
SEMESTER 6 HONOURS
GEOGRAPHY
PROGRAMME OUTCOME**



Name of the programme	5 & above	6 & above	7 & above	TOTAL
SEMESTER 6 HONOURS	0	19	7	26



KHUDIRAM BOSE CENTRAL COLLEGE

**REPORT ON PROGRAMME OUTCOMES
& COURSE OUTCOMES
(ACADEMIC SESSION 2021-2022)**

DEPARTMENT OF HISTORY

List of Tables & Charts

Table 1: Table of Marks for Semester I (History)

Chart 1: Course outcome of SEM - I Honours (History)

Table 2: Table of Marks for Semester II (History)

Chart 2: Course outcome of SEM - II Honours (History)

Table 3: Table of Marks for Semester III (History)

Chart 3: Course outcome of SEM - III Honours (History)

Table 4: Table of Marks for Semester IV (History)

Chart 4: Course outcome of SEM - IV Honours (History)

Table 5: Table of Marks for Semester V (History)

Chart 5: Course outcome of SEM - V Honours (History)

Table 6: Table of Marks for Semester VI (History)

Chart 6: Course outcome of SEM - VI Honours (History)

Table 7: Programme outcome in terms of CGPA for SEM – VI (History)

Chart 7: Programme outcome in terms of CGFPA for SEM - VI (History)

DEPARTMENT - HISTORY
SEMESTER - I (Honours)

Course Outcome for ACADEMIC SESSION 2021-2022

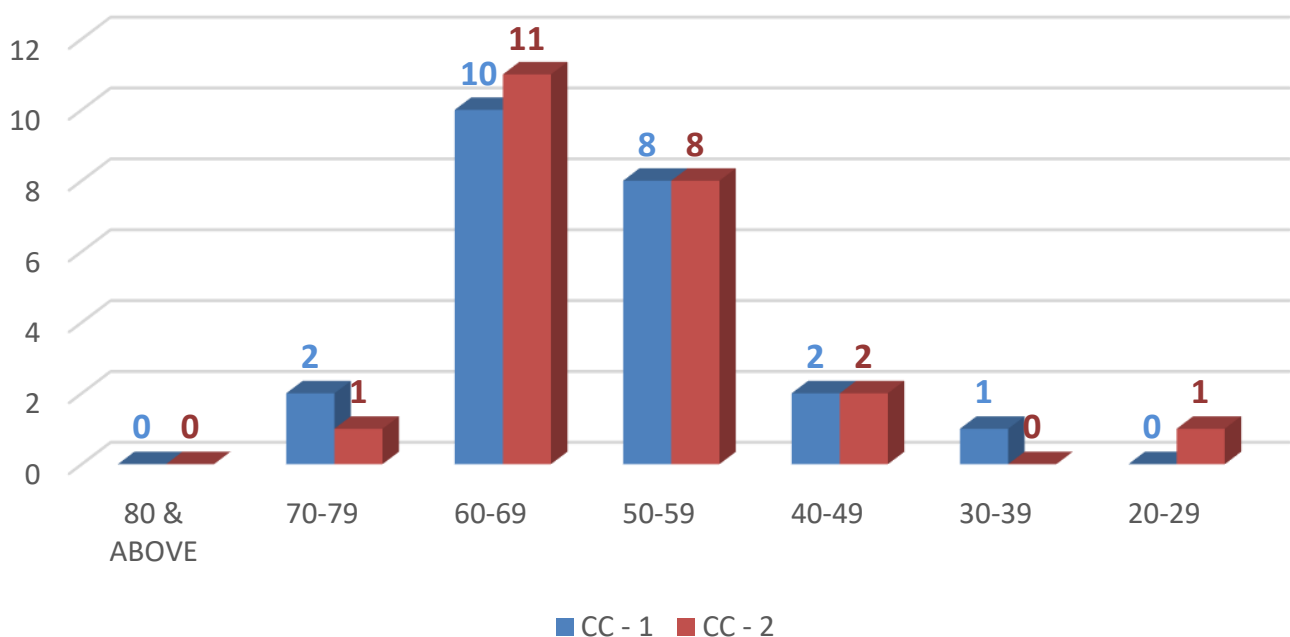
No of students appeared for examination : 24

Table 1 : Course outcome of SEM - I honours (Table)

RANGE OF MARKS	NO OF STUDENTS		
	CC - 1	CC - 2	NOT CLEARED
80 & ABOVE	0	0	0
70-79	2	1	
60-69	10	11	
50-59	8	8	
40-49	2	2	
30-39	1	0	
20-29	0	1	
TOTAL	24	24	

Chart 1 : Course outcome of SEM - I honours (Chart)

Course Outcome of SEM I : CC - 1 , CC - 2



DEPARTMENT - HISTORY
SEMESTER -II (Honours)

Course Outcome for ACADEMIC SESSION 2021-2022

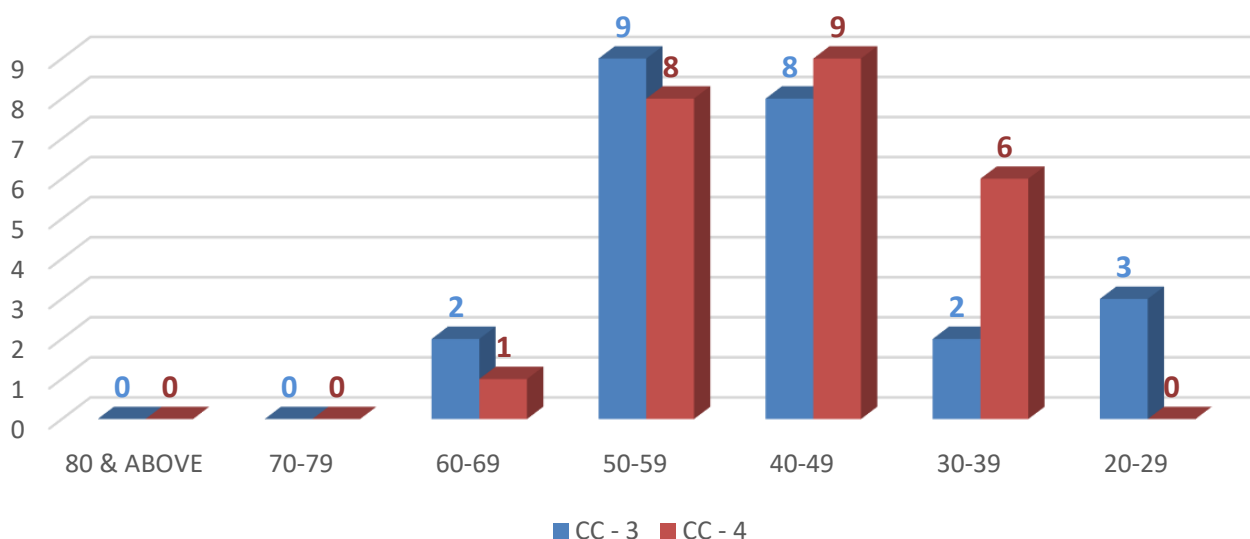
No of students appeared for examination : 24

Table 2 : Course outcome of SEM -II honours (Table)

RANGE OF MARKS	NO OF STUDENTS		
	CC - 3	CC - 4	NOT CLEARED
80 & ABOVE	0	0	5 (CC - 3) 4 (CC - 4)
70-79	0	0	
60-69	2	1	
50-59	9	8	
40-49	8	9	
30-39	2	6	
20-29	3	0	
TOTAL	24	24	

Chart 2 : Course outcome of SEM - II honours (Chart)

Course Outcome of SEM II : CC - 3 , CC - 4



DEPARTMENT - HISTORY
SEMESTER -III (Honours)
Course Outcome for ACADEMIC SESSION 2021-2022

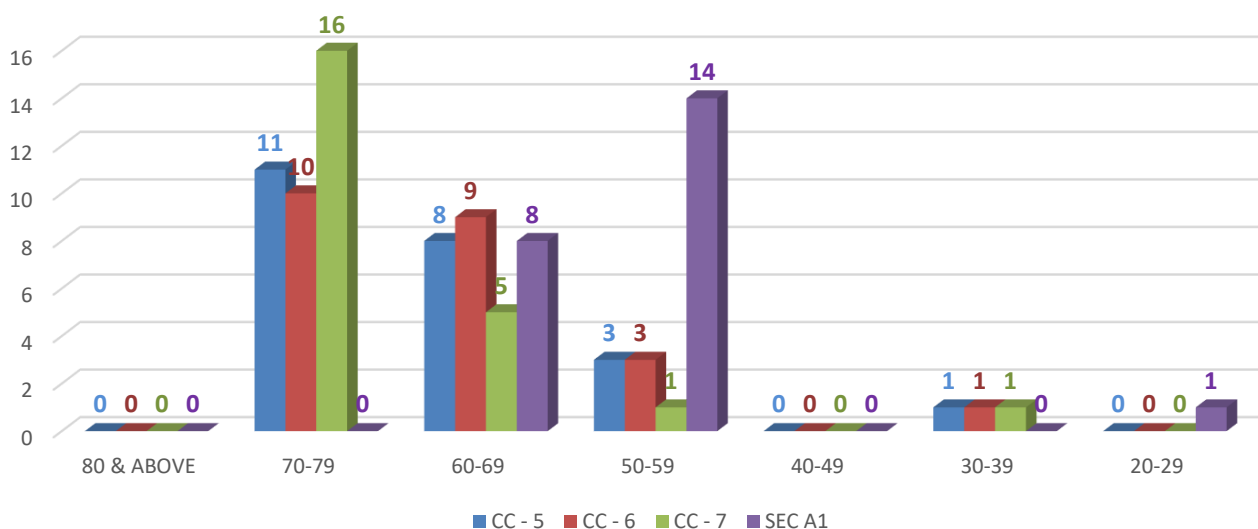
No of students appeared for examination : 23

Table 3 : Course outcome of SEM -III honours (Table)

RANGE OF MARKS	NO OF STUDENTS				
	CC - 5	CC - 6	CC - 7	SEC A1	NOT CLEARED
80 & ABOVE	0	0	0	0	1 (CC - 5 ,CC - 6 , CC - 7 , SEC A1)
70-79	11	10	16	0	
60-69	8	9	5	8	
50-59	3	3	1	14	
40-49	0	0	0	0	
30-39	1	1	1	0	
20-29	0	0	0	1	
TOTAL	23	23	23	23	

Chart 3 : Course outcome of SEM - III honours (Chart)

Course Outcome of SEM III : CC - 5 , CC - 6 , CC - 7 , SEC A1



DEPARTMENT - HISTORY
SEMESTER - IV (Honours)

Course Outcome for ACADEMIC SESSION 2021-2022

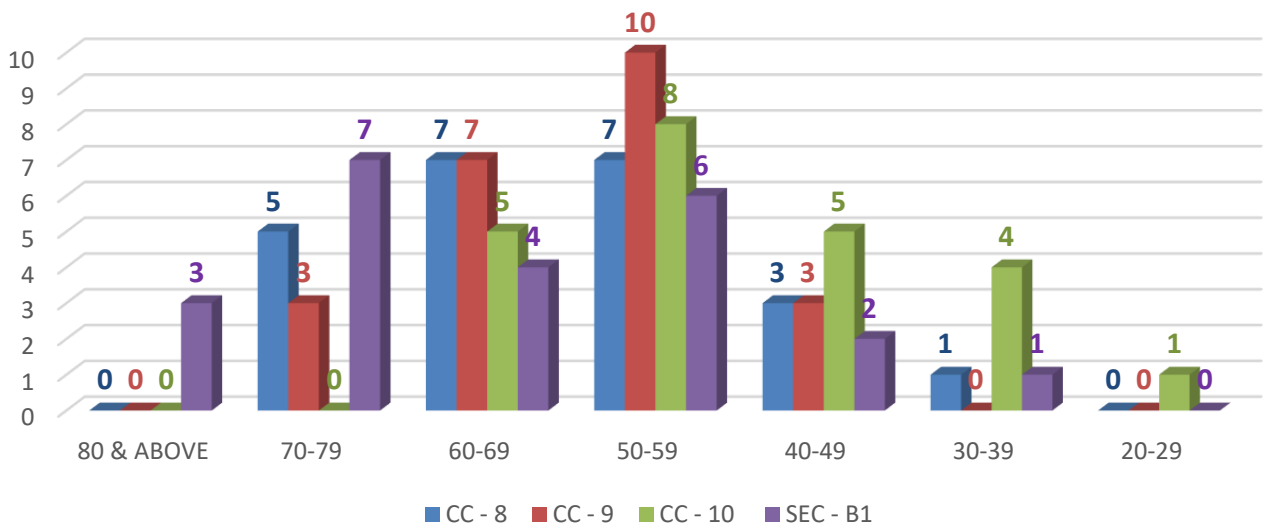
No of students appeared for examination : 23

Table 4 : Course outcome of SEM - IV honours (Table)

RANGE OF MARKS	NO OF STUDENTS				
	CC - 8	CC - 9	CC - 10	SEC - B1	NOT CLEARED
80 & ABOVE	0	0	0	3	1(CC - 8) , 1(CC - 10)
70-79	5	3	0	7	
60-69	7	7	5	4	
50-59	7	10	8	6	
40-49	3	3	5	2	
30-39	1	0	4	1	
20-29	0	0	1	0	
TOTAL	23	23	23	23	

Chart 4 : Course outcome of SEM - IV honours (Chart)

Course Outcome of SEM IV : CC - 8 , CC - 9 , CC - 10 , SEC B1



DEPARTMENT - HISTORY
SEMESTER - V (Honours)
Course Outcome for ACADEMIC SESSION 2021-2022

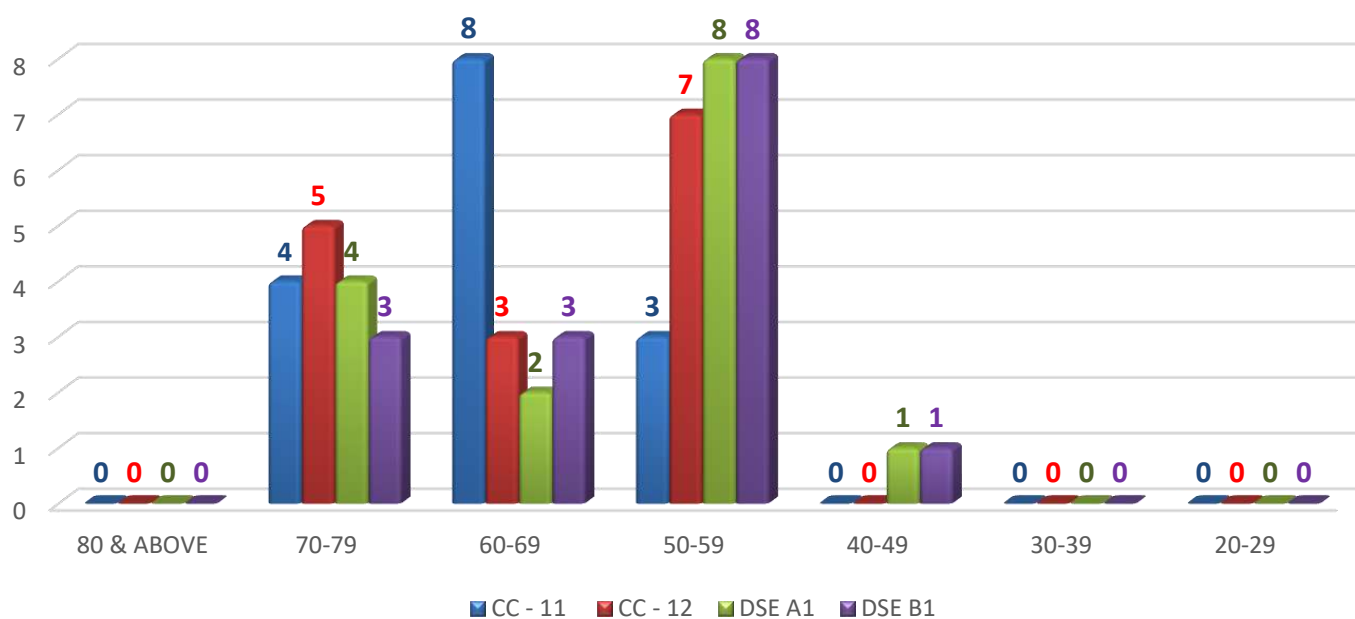
No of students appeared for examination : 15

Table 5 : Course outcome of SEM - V honours (Table)

RANGE OF MARKS	NO OF STUDENTS				
	CC - 11	CC - 12	DSE A1	DSE B1	NOT CLEARED
80 & ABOVE	0	0	0	0	0
70-79	4	5	4	3	
60-69	8	3	2	3	
50-59	3	7	8	8	
40-49	0	0	1	1	
30-39	0	0	0	0	
20-29	0	0	0	0	
TOTAL	15	15	15	15	

Chart 5 : Course outcome of SEM - V honours (Chart)

Course Outcome of SEM V : CC - 11 , CC - 12 , DSE A1 , DSE B1



DEPARTMENT - HISTORY

SEMESTER - VI (Honours)

Course Outcome for ACADEMIC SESSION 2021-2022

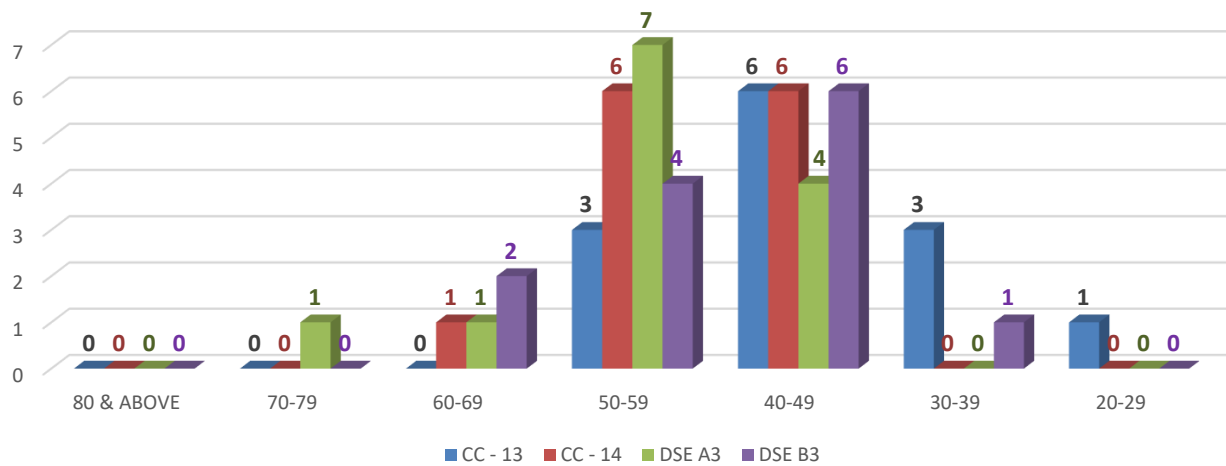
No of students appeared for examination : 13

Table 6 : Course outcome of SEM - VI honours (Table)

RANGE OF MARKS	NO OF STUDENTS				
	CC - 13	CC - 14	DSE A3	DSE B3	NOT CLEARED
80 & ABOVE	0	0	0	0	3 (CC - 11)
70-79	0	0	1	0	
60-69	0	1	1	2	
50-59	3	6	7	4	
40-49	6	6	4	6	
30-39	3	0	0	1	
20-29	1	0	0	0	
TOTAL	13	13	13	13	

Chart 6 : Course outcome of SEM - VI honours (Chart)

Course Outcome of SEM VI : CC - 13 , CC - 14 , DSE A3 , DSE B3



DEPARTMENT - HISTORY
SEMESTER - VI (Honours)
Programme Outcome for ACADEMIC SESSION 2021-2022

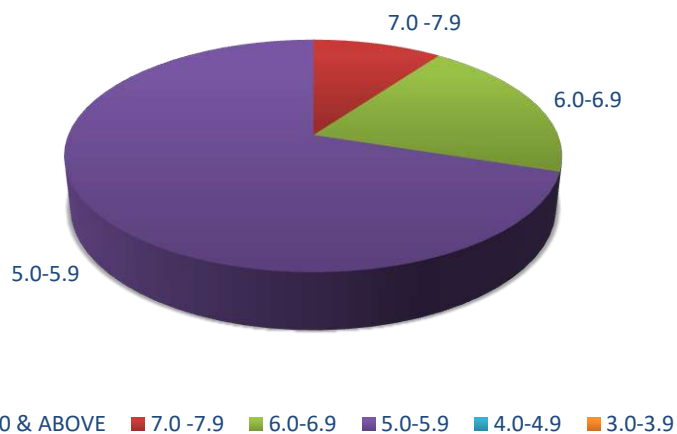
NO OF STUDENTS APPEARED FOR EXAMINATION: 13

Table 7 : Programme outcome in terms of CGPA for SEM - VI (Honours)

CGPA	No of Students
8.0 & ABOVE	0
7.0 -7.9	1
6.0-6.9	2
5.0-5.9	7
4.0-4.9	0
3.0-3.9	0
PROGRAMME NOT CLEARED	3

Chart 7 : Programme outcome in terms of CGPA for SEM - VI (Honours)

Programme Outcome in terms of CGPA

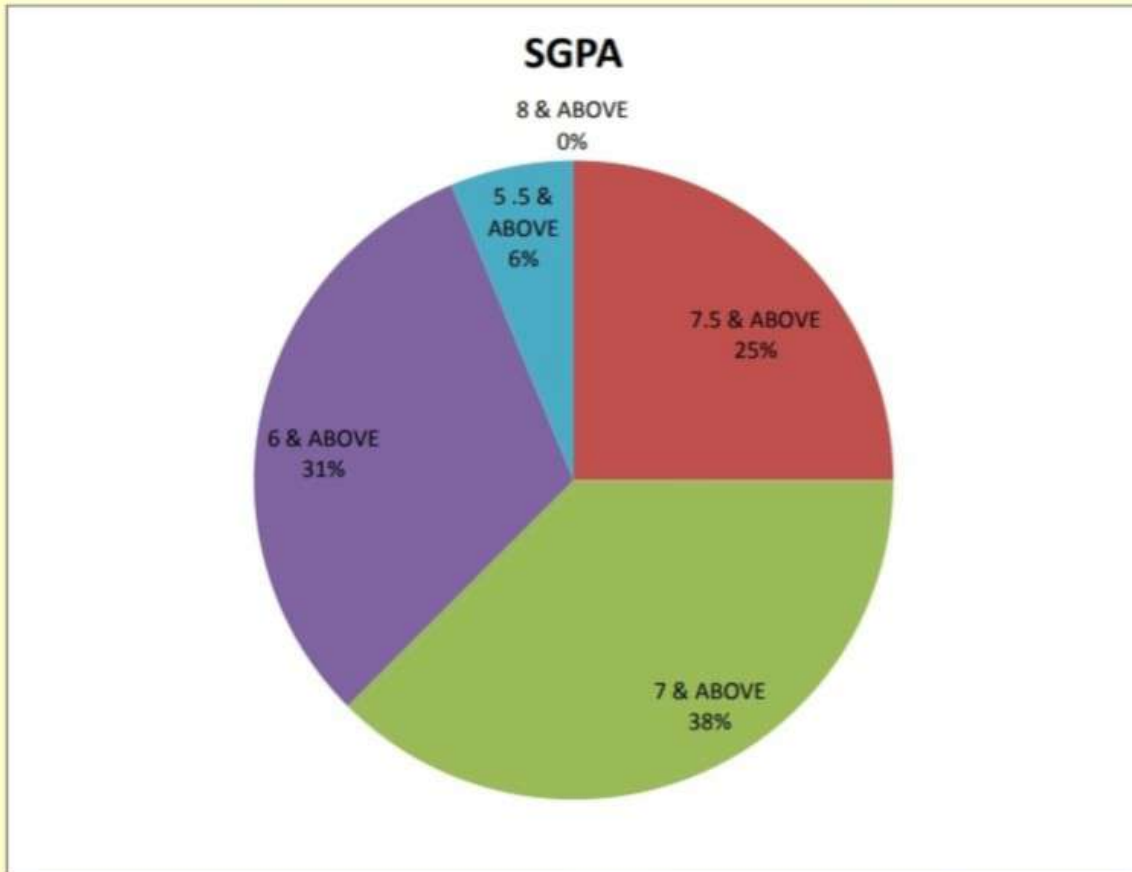


2021-2022

6th SEMESTER HONS.

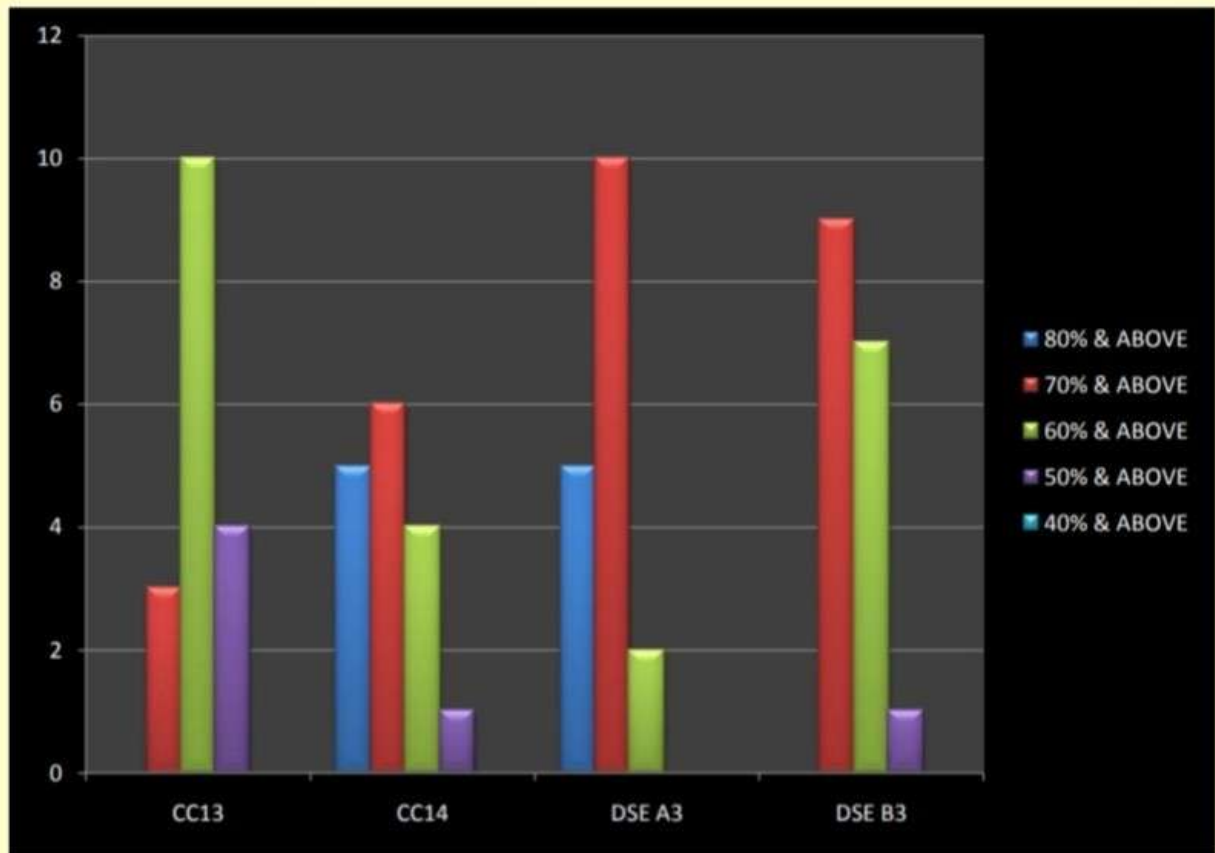
JOURNALISM & MASS COMMUNICATION

PROGRAMME OUTCOME



NAME OF THE PROGRAMME	SGPA					TOTAL
	8 & ABOVE	7.5 & ABOVE	7 & ABOVE	6 & ABOVE	5.5 & ABOVE	
6 TH SEMESTER HONS.	0	4	6	5	1	16

COURSE OUTCOME



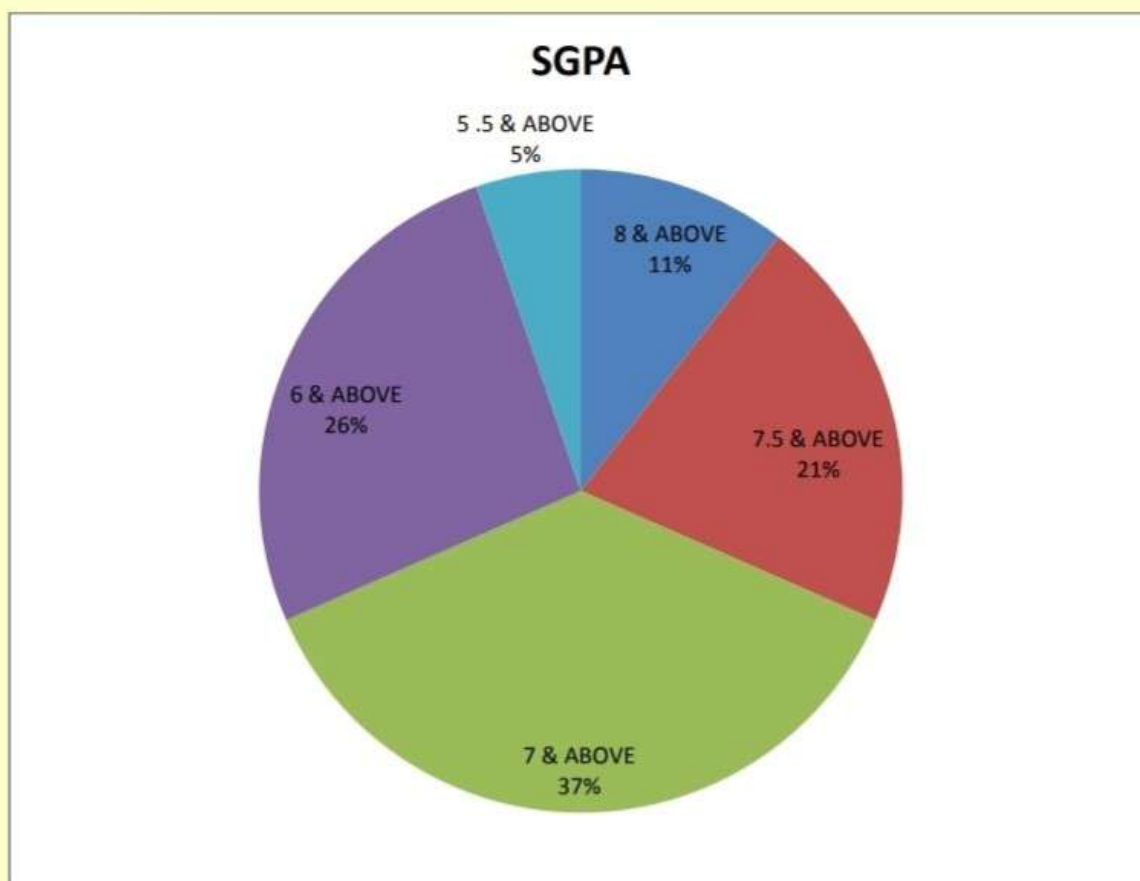
NAME OF THE COURSE	80% & ABOVE	70% & ABOVE	60% & ABOVE	50% & ABOVE	40% & ABOVE	TOTAL
CC13	0	3	10	4	0	17
CC14	5	6	4	1	0	16+1 AB IN TH.
DSE A3	5	10	2	0	0	17
DSE B3	0	9	7	1	0	17

2021-2022

5TH SEMESTER HONS.

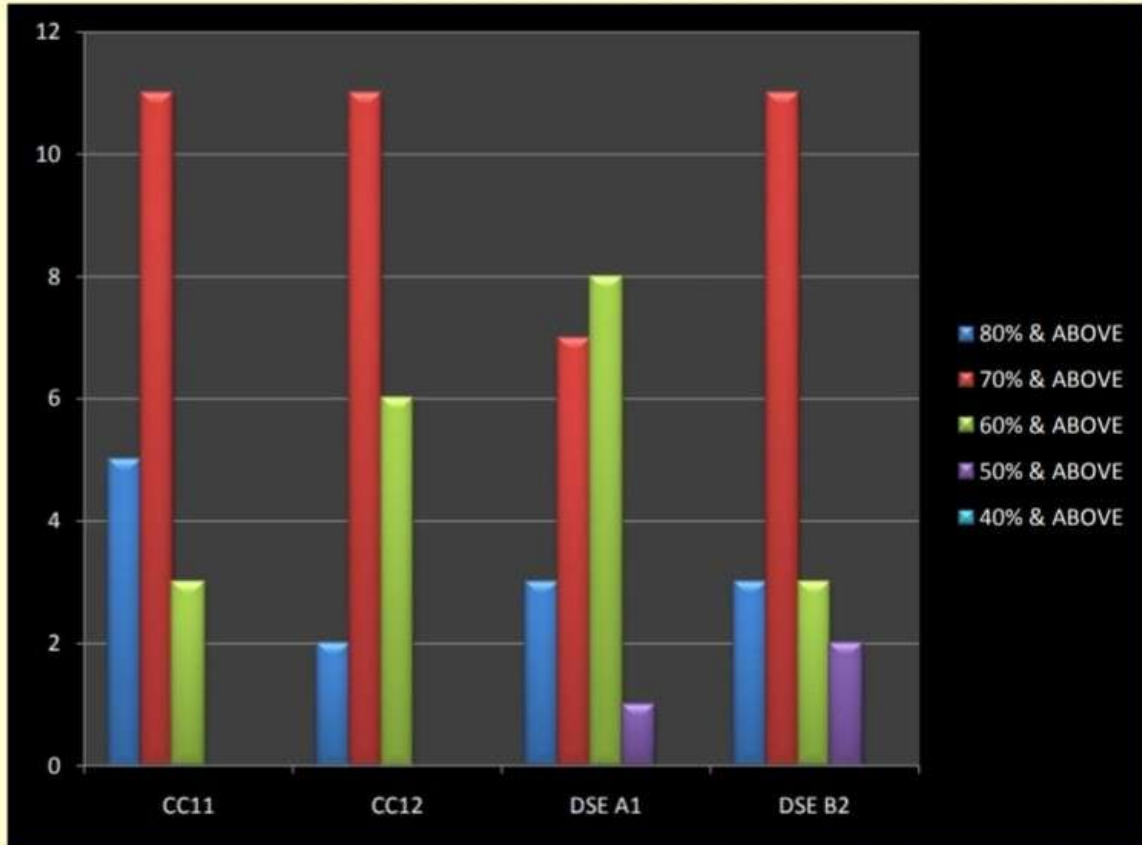
JOURNALISM & MASS COMMUNICATION

PROGRAMME OUTCOME



NAME OF THE PROGRAMME	SGPA					TOTAL
	8 & ABOVE	7.5 & ABOVE	7 & ABOVE	6 & ABOVE	5.5 & ABOVE	
5 TH SEMESTER HONS.	2	4	7	5	1	19

COURSE OUTCOME



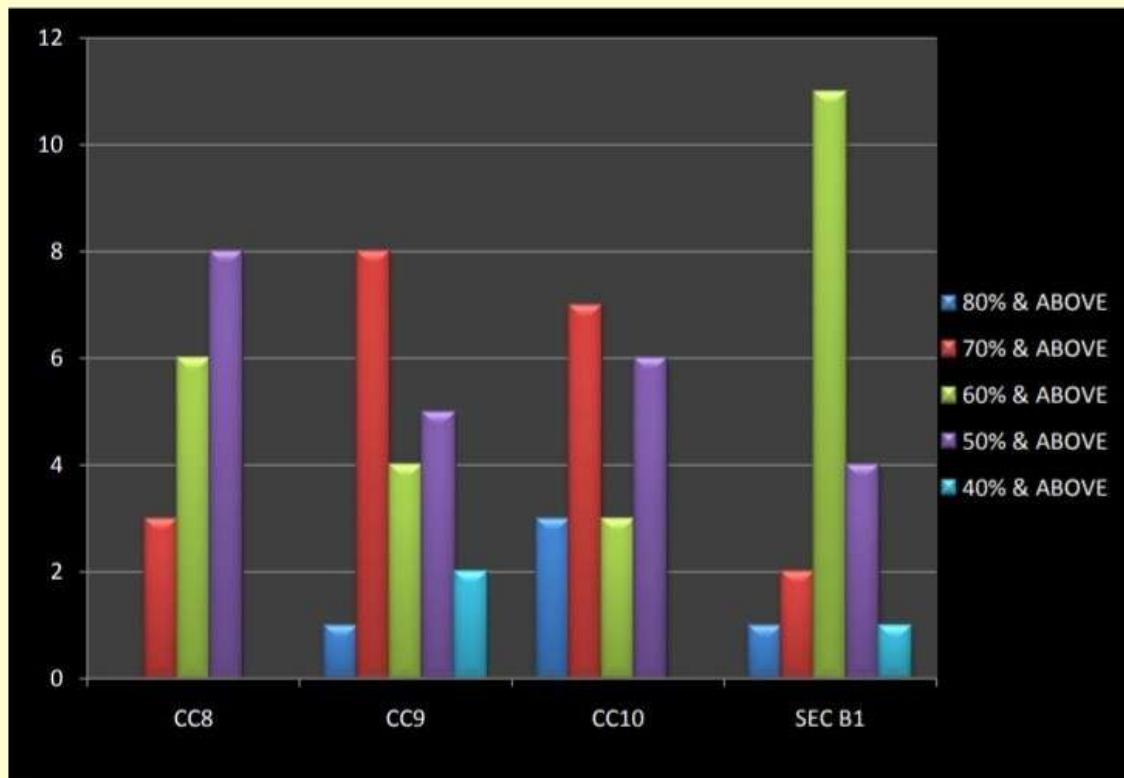
NAME OF THE COURSE	80% & ABOVE	70% & ABOVE	60% & ABOVE	50% & ABOVE	40% & ABOVE	TOTAL
CC11	5	11	3	0	0	19
CC12	2	11	6	0	0	19
DSE A1	3	7	8	1	0	19
DSE B2	3	11	3	2	0	19

2021-2022

4TH SEMESTER HONS.

JOURNALISM & MASS COMMUNICATION

COURSE OUTCOME



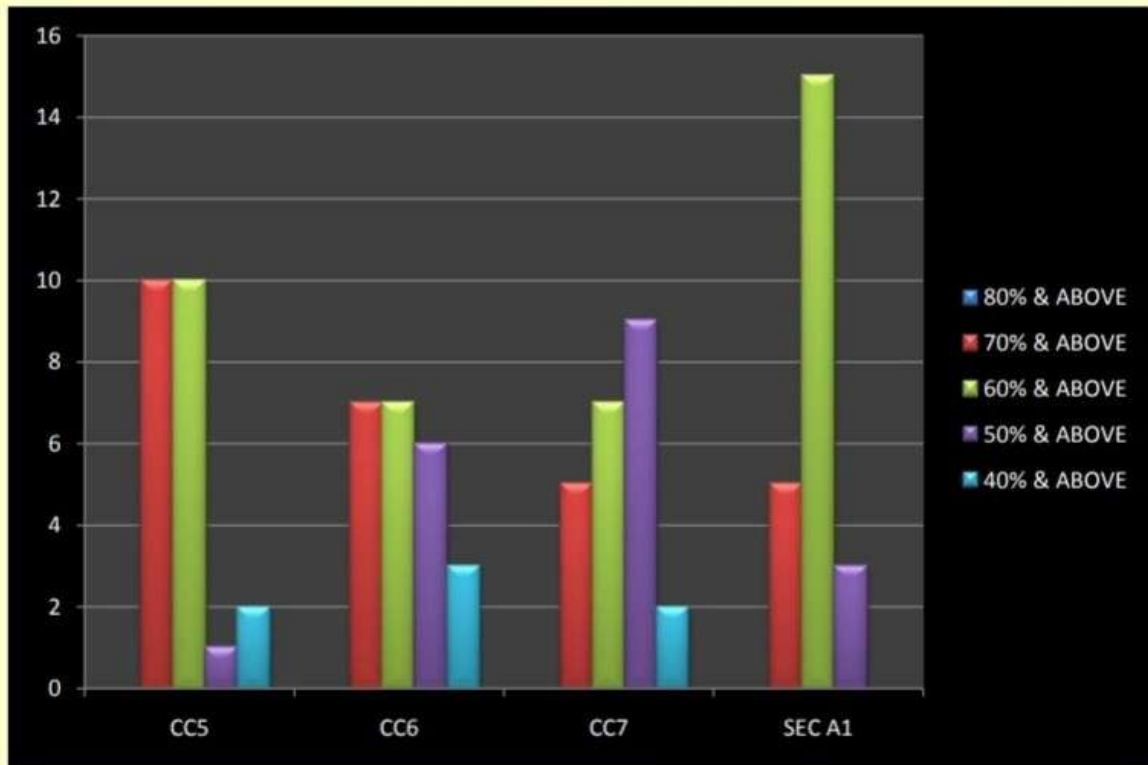
NAME OF THE COURSE	80% & ABOVE	70% & ABOVE	60% & ABOVE	50% & ABOVE	40% & ABOVE	35% & ABOVE	TOTAL
CC8	0	3	6	8	3	0	20
CC9	1	8	4	5	2	0	20
CC10	3	7	3	6	0	1	19+1(F IN TH.)
SEC B1	1	2	11	4	1	1	20

2021-2022

3RD SEMESTER HONS.

JOURNALISM & MASS COMMUNICATION

COURSE OUTCOME



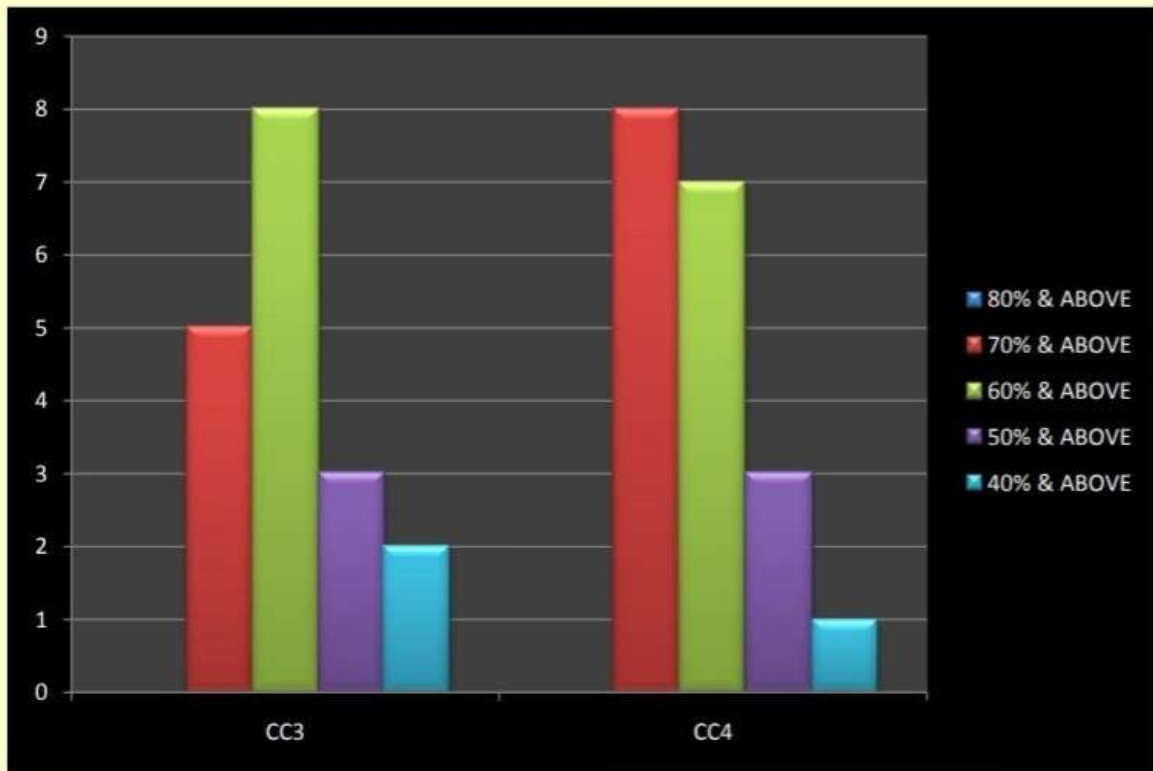
NAME OF THE COURSE	80% & ABOVE	70% & ABOVE	60% & ABOVE	50% & ABOVE	40% & ABOVE	TOTAL
CC5	0	10	10	1	2	23
CC6	0	7	7	6	3	23
CC7	0	5	7	9	2	23
SEC A1	0	5	15	3	0	23

2021-2022

2ND SEMESTER HONS.

JOURNALISM & MASS COMMUNICATION

COURSE OUTCOME



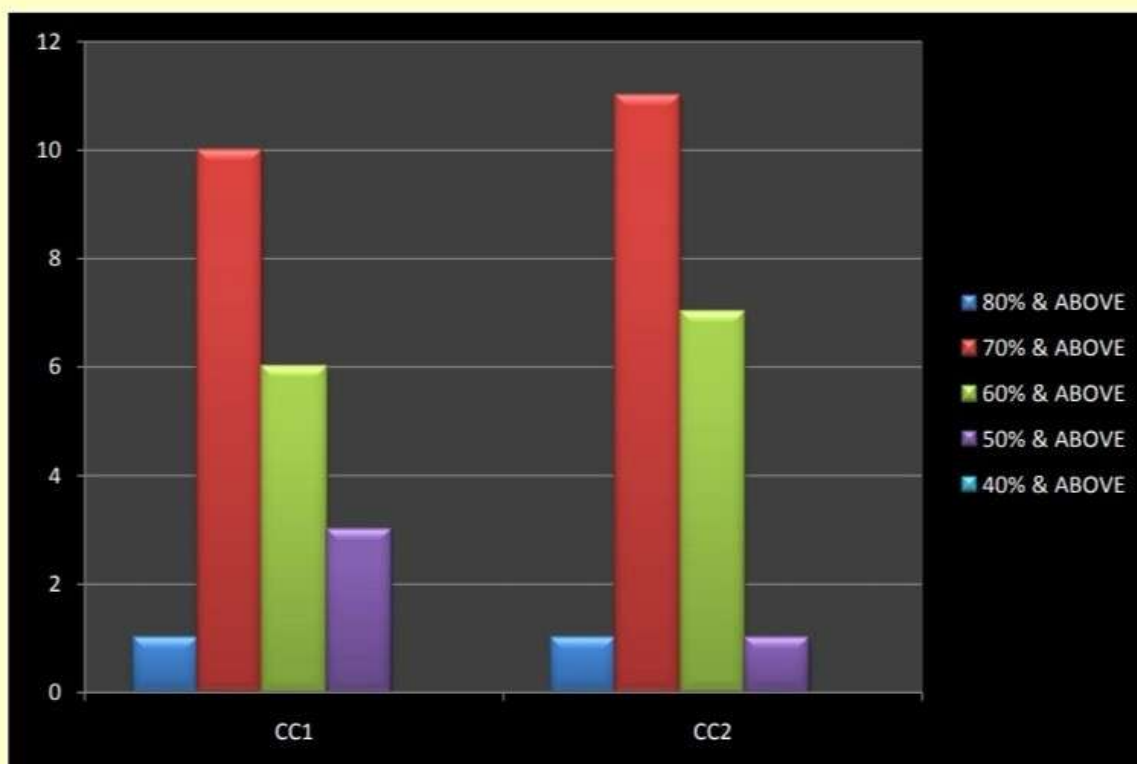
NAME OF THE COURSE	80% & ABOVE	70% & ABOVE	60% & ABOVE	50% & ABOVE	40% & ABOVE	TOTAL
CC3	0	5	8	3	2	18+2(F IN TH.)
CC4	0	8	7	3	1	19+1(F IN TH.)

2021-2022

1ST SEMESTER HONS.

JOURNALISM & MASS COMMUNICATION

COURSE OUTCOME



NAME OF THE COURSE	80% & ABOVE	70% & ABOVE	60% & ABOVE	50% & ABOVE	40% & ABOVE	TOTAL
CC1	1	10	6	3	0	20
CC2	1	11	7	1	0	20



KHUDIRAM BOSE CENTRAL
COLLEGE

**REPORT ON PROGRAMME OUTCOMES &
COURSE OUTCOMES (2021 ODD SEMESTER
& 2022 EVEN SEMESTER)**

**DEPARTMENT OF POLITICAL
SCIENCE**

List of Tables

Table 1.1: Table of Marks for Semester I (Political Science Honours)

Table 1.2: Chart Representing Course Outcome of Semester I (Political Science Honours)

Table 1.3: Table of Marks for Semester III (Political Science Honours)

Table 1.4: Chart Representing Course Outcome of Semester III (Political Science Honours)

Table 1.5: Table of Marks for Semester V (Political Science Honours)

Table 1.6: Chart Representing Course Outcome of Semester V (Political Science Honours)

Table 2.1: Table of Marks for Semester II (Political Science Honours)

Table 2.2: Chart Representing Course Outcome of Semester II (Political Science Honours)

Table 2.3: Table of Marks for Semester IV (Political Science Honours)

Table 2.4: Chart Representing Course Outcome of Semester IV (Political Science Honours)

Table 2.5: Table of Marks for Semester VI (Political Science Honours)

Table 2.6: Programme Outcome (in terms of CGPA) for Semester VI (Political Science Honours)

POLITICAL SCIENCE (HONS.): SEMESTER I, 2021
COURSE OUTCOME

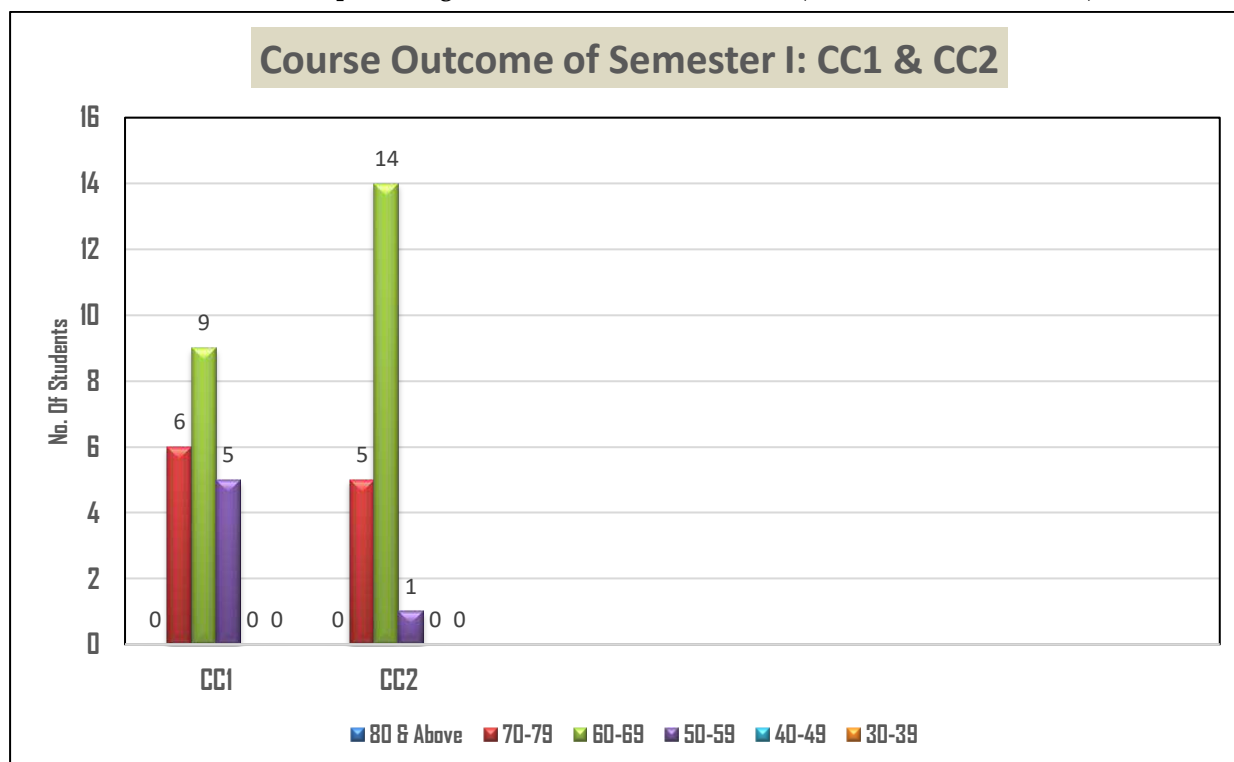
No. of Students Enrolled (Valid): 20

No. of Students Appeared for Examinations: 20

Table 1.1: Table of Marks for Semester I (Political Science Honours)

Range of Marks	Course & No. of Students		Courses Not Cleared (No. Of Students)
	<u>CC1</u>	<u>CC2</u>	
80 & Above	0	0	0
70-79	6	5	
60-69	9	14	
50-59	5	1	
40-49	0	0	
30-39	0	0	
Total	20	20	

Table 1.2: Chart Representing Course Outcome of Semester I (Political Science Honours)



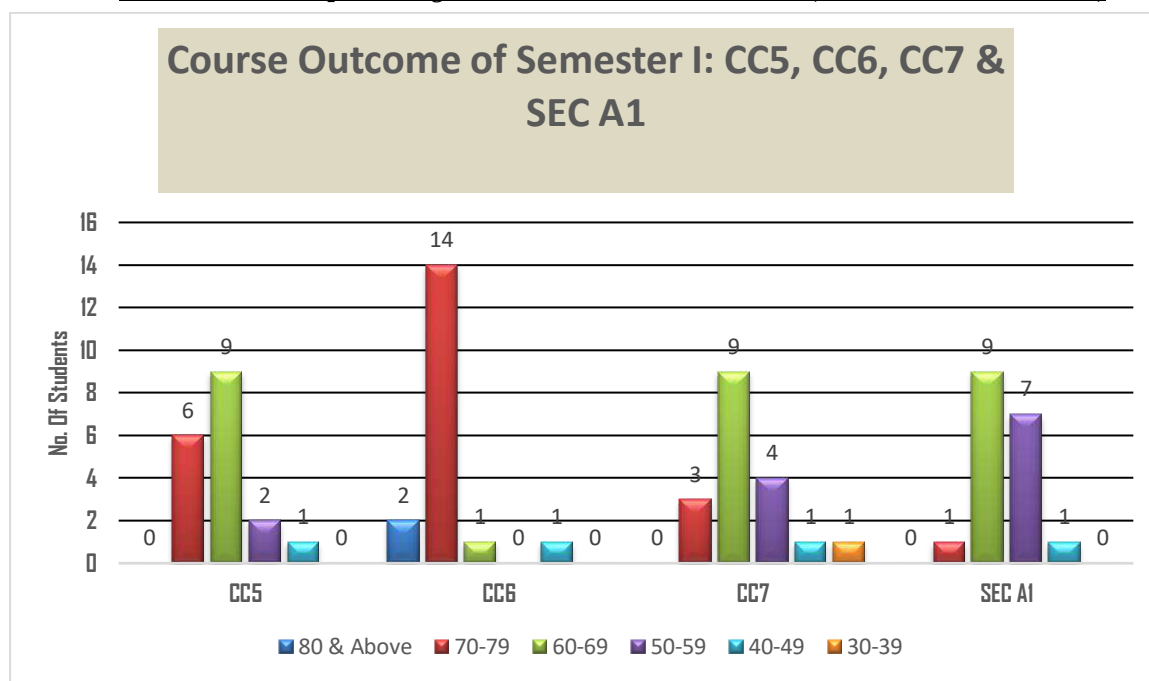
POLITICAL SCIENCE (HONS.): SEMESTER III, 2021
COURSE OUTCOME

No. of Students Appeared for Examinations: 18

Table 1.3: Table of Marks for Semester III (Political Science Honours)

Range of Marks	Course & No. of Students	Course & No. of Students	Course & No. of Students	Course & No. of Students	Courses Not Cleared (No. Of Students)
	CC5	CC6	CC7	SEC A1	
80 & Above	0	2	0	0	1
70-79	6	14	3	1	
60-69	9	1	9	9	
50-59	2	0	4	7	
40-49	1	1	1	1	
30-39	0	0	1	0	
Total	18	18	18	18	

Table 1.4: Chart Representing Course Outcome of Semester III (Political Science Honours)



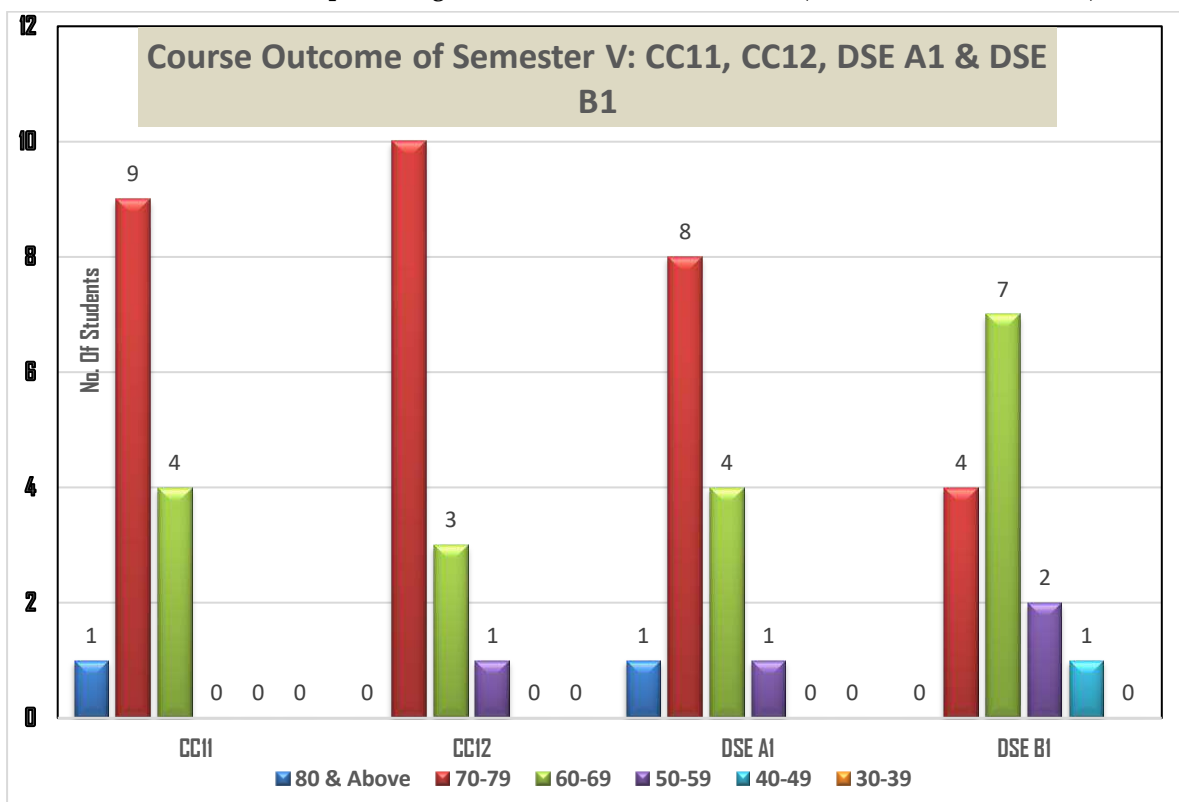
POLITICAL SCIENCE (HONS.): SEMESTER V, 2021
COURSE OUTCOME

No. of Students Appeared for Examinations: 14

Table 1.5: Table of Marks for Semester V (Political Science Honours)

Range of Marks	Course & No. of Students	Course & No. of Students	Course & No. of Students	Course & No. of Students	Courses Not Cleared (No. Of Students)
	<u>CC11</u>	<u>CC12</u>	DSE A1	DSE B1	
80 & Above	1	0	1	0	0
70-79	9	10	8	4	
60-69	4	3	4	7	
50-59	0	1	1	2	
40-49	0	0	0	1	
30-39	0	0	0	0	
Total	14	14	14	14	

Table 1.6: Chart Representing Course Outcome of Semester V (Political Science Honours)



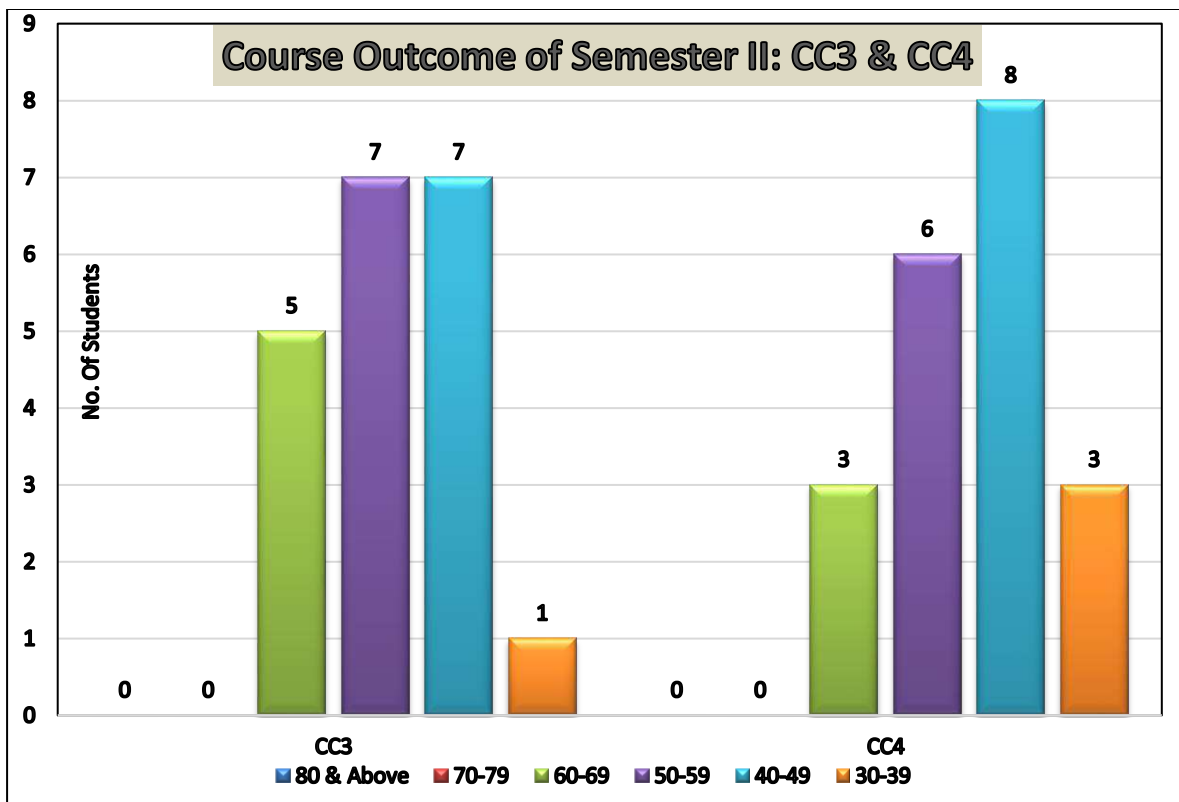
POLITICAL SCIENCE (HONS.): SEMESTER II, 2022
COURSE OUTCOME

No. of Students Appeared for Examinations: 20

Table 2.1: Table of Marks for Semester II (Political Science Honours)

Range of Marks	Course & No. of Students	Course & No. of Students	Courses Not Cleared (No. Of Students)
	<u>CC3</u>	<u>CC4</u>	
80 & Above	0	0	3
70-79	0	0	
60-69	5	3	
50-59	7	6	
40-49	7	8	
30-39	1	3	
Total	20	20	

Table 2.2: Chart Representing Course Outcome of Semester II (Political Science Honours)



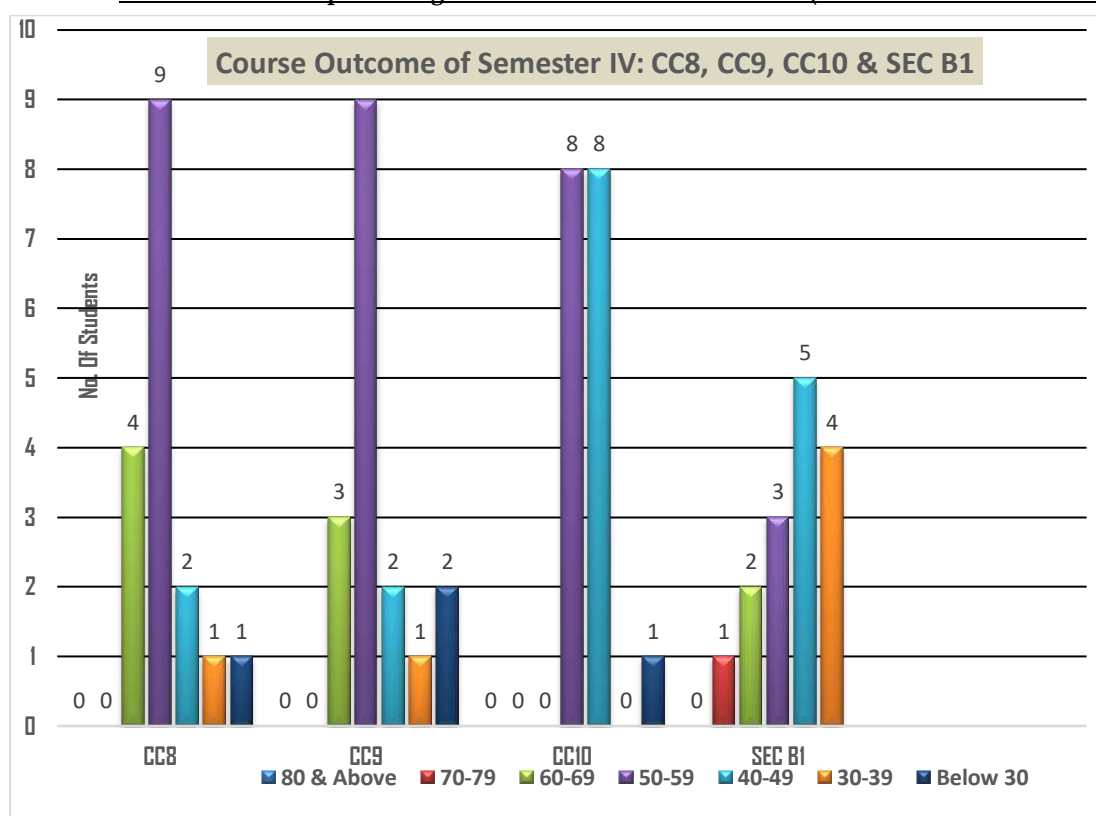
POLITICAL SCIENCE (HONS.): SEMESTER IV, 2022
COURSE OUTCOME

No. of Students Appeared for Examinations: 17

Table 2.3: Table of Marks for Semester IV (Political Science Honours)

Range of Marks	Course & No. of Students	Course & No. of Students	Course & No. of Students	Course & No. of Students	Courses Not Cleared (No. Of Students)
	CC8	CC9	CC10	SEC B1	
80 & Above	0	0	0	0	4
70-79	0	0	0	1	
60-69	4	3	0	2	
50-59	9	9	8	3	
40-49	2	2	8	5	
30-39	1	1	0	4	
Below 30	1	2	1	2	
Total	17	17	17	17	

Table 2.4: Chart Representing Course Outcome of Semester IV (Political Science Honours)



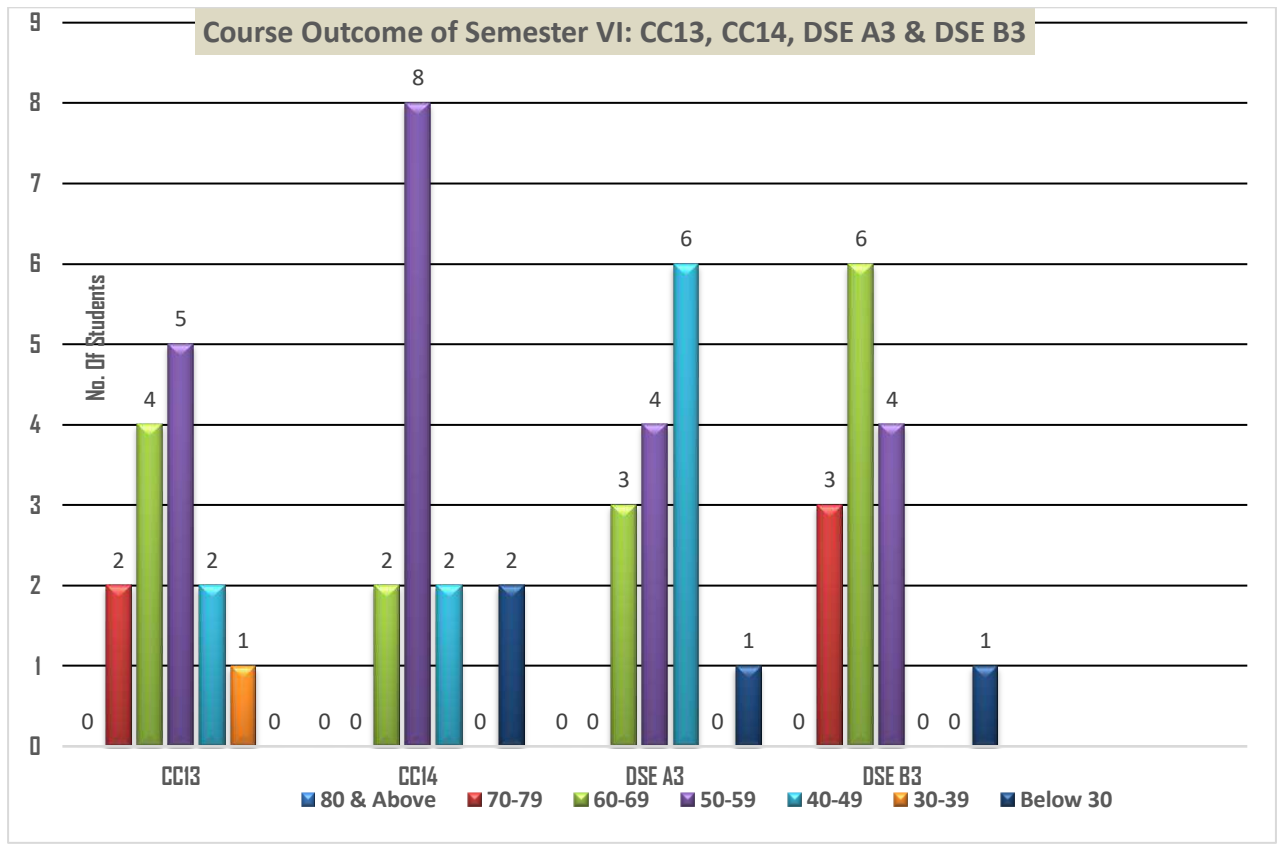
POLITICAL SCIENCE (HONS.): SEMESTER VI, 2022
COURSE OUTCOME

No. of Students Appeared for Examinations: 14

Table 2.5: Table of Marks for Semester VI (Political Science Honours)

Range of Marks	Course & No. of Students	Course & No. of Students	Course & No. of Students	Course & No. of Students	Courses Not Cleared (No. Of Students)
	CC13	CC14	DSE A3	DSE B3	
80 & Above	0	0	0	0	2
70-79	2	0	0	3	
60-69	4	2	3	6	
50-59	5	8	4	4	
40-49	2	2	6	0	
30-39	1	0	0	0	
Below 30	0	2	1	1	
Total	14	14	14	14	

Table 2.6: Chart Representing Course Outcome of Semester IV (Political Science Honours)



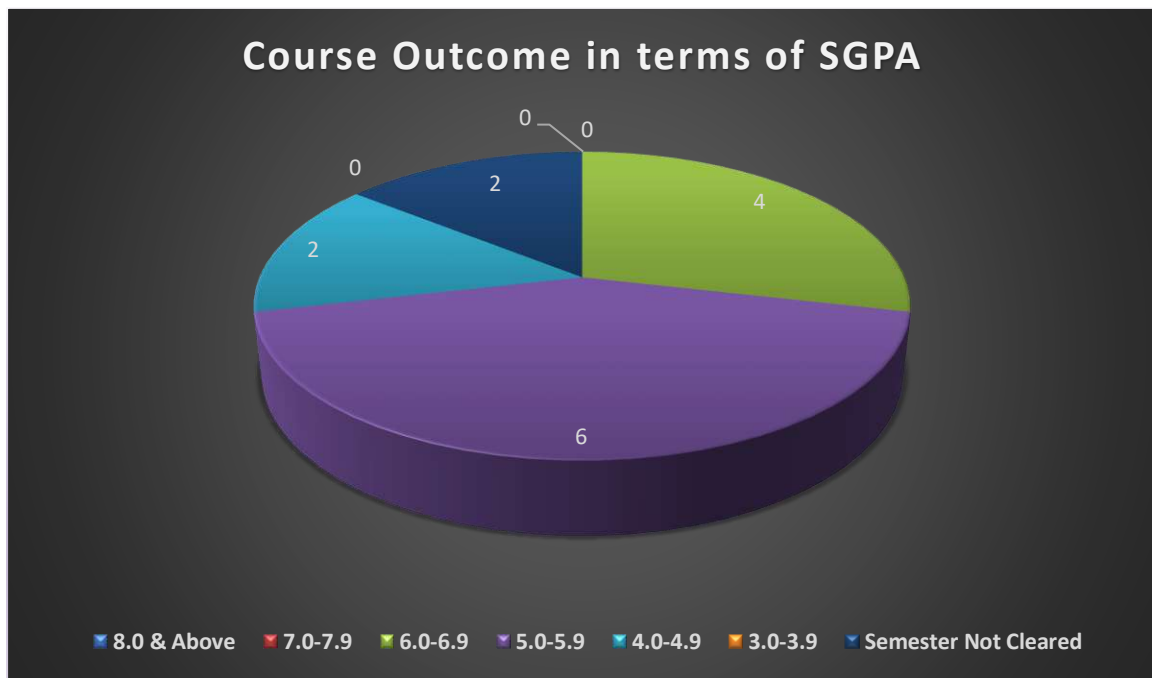
POLITICAL SCIENCE (HONS.): SEMESTER VI, 2022
COURSE OUTCOME (In Terms of SGPA)

No. of Students Appeared for Examinations: 14

Table 2.5: Course Outcome (in terms of SGPA) for Semester VI (Political Science Honours)

<u>SGPA</u>	<u>No. of Students</u>
8.0 & Above	0
7.0-7.9	0
6.0-6.9	4
5.0-5.9	6
4.0-4.9	2
3.0-3.9	0
Semester Not Cleared	2
Total	14

Table 2.6: Course Outcome (in terms of SGPA) for Semester VI (Political Science Honours)



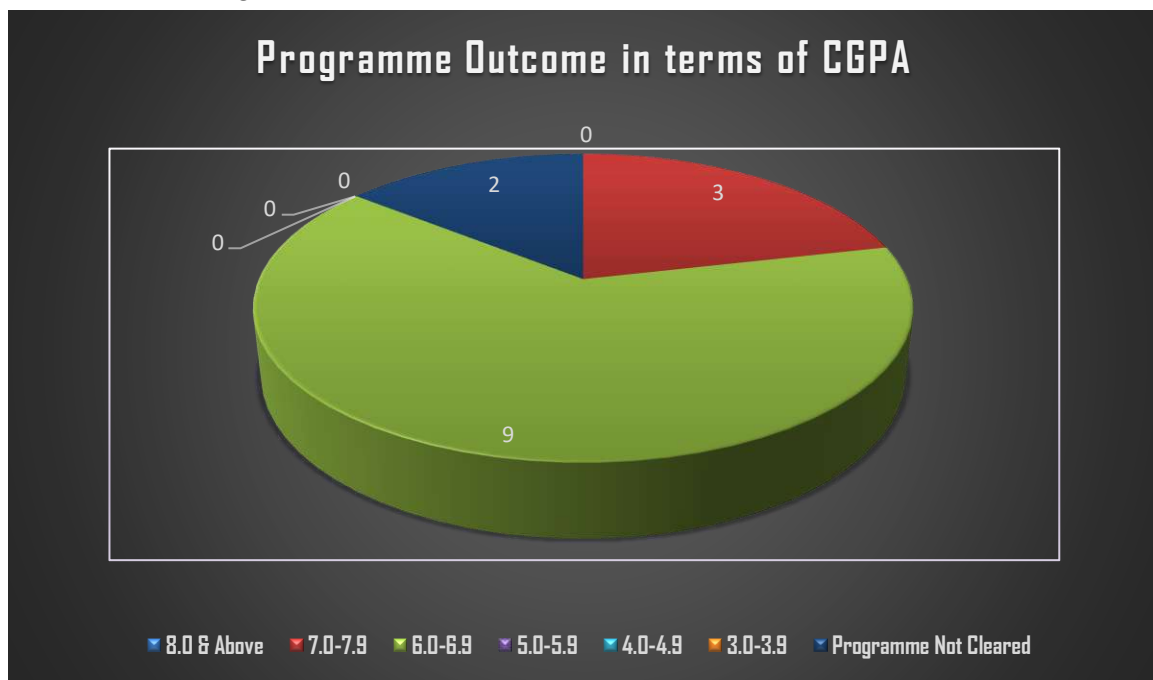
POLITICAL SCIENCE (HONS.): SEMESTER VI, 2022
PROGRAMME OUTCOME (In Terms of CGPA)

No. of Students Appeared for Examinations: 14

Table 2.5: Programme Outcome (in terms of CGPA) for Semester VI (Political Science Honours)

<u>CGPA</u>	<u>No. of Students</u>
8.0 & Above	0
7.0-7.9	3
6.0-6.9	9
5.0-5.9	0
4.0-4.9	0
3.0-3.9	0
Programme Not Cleared	2
Total	14

Table 2.6: Programme Outcome (in terms of CGPA) for Semester VI (Political Science Honours)

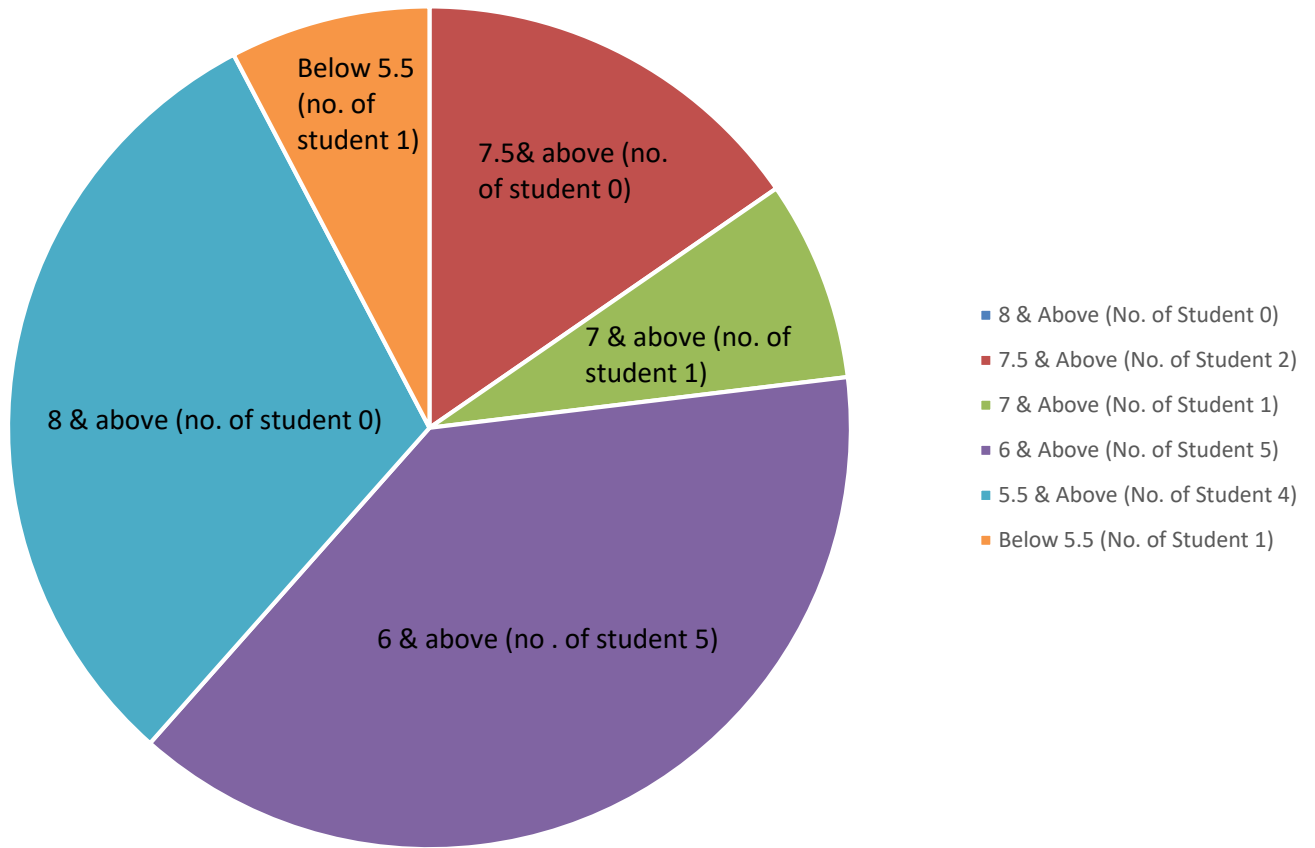


2021-2022

6th Semester Honours

Department of Hindi

Programme Outcome



SGPA	8 & Above	7.5 & Above	7 & Above	6 & Above	5.5 & Above	Below 5.5	Total No. of Students
Number of students	0	2	1	5	4	1	13

6th Semester Honours

Course Outcome



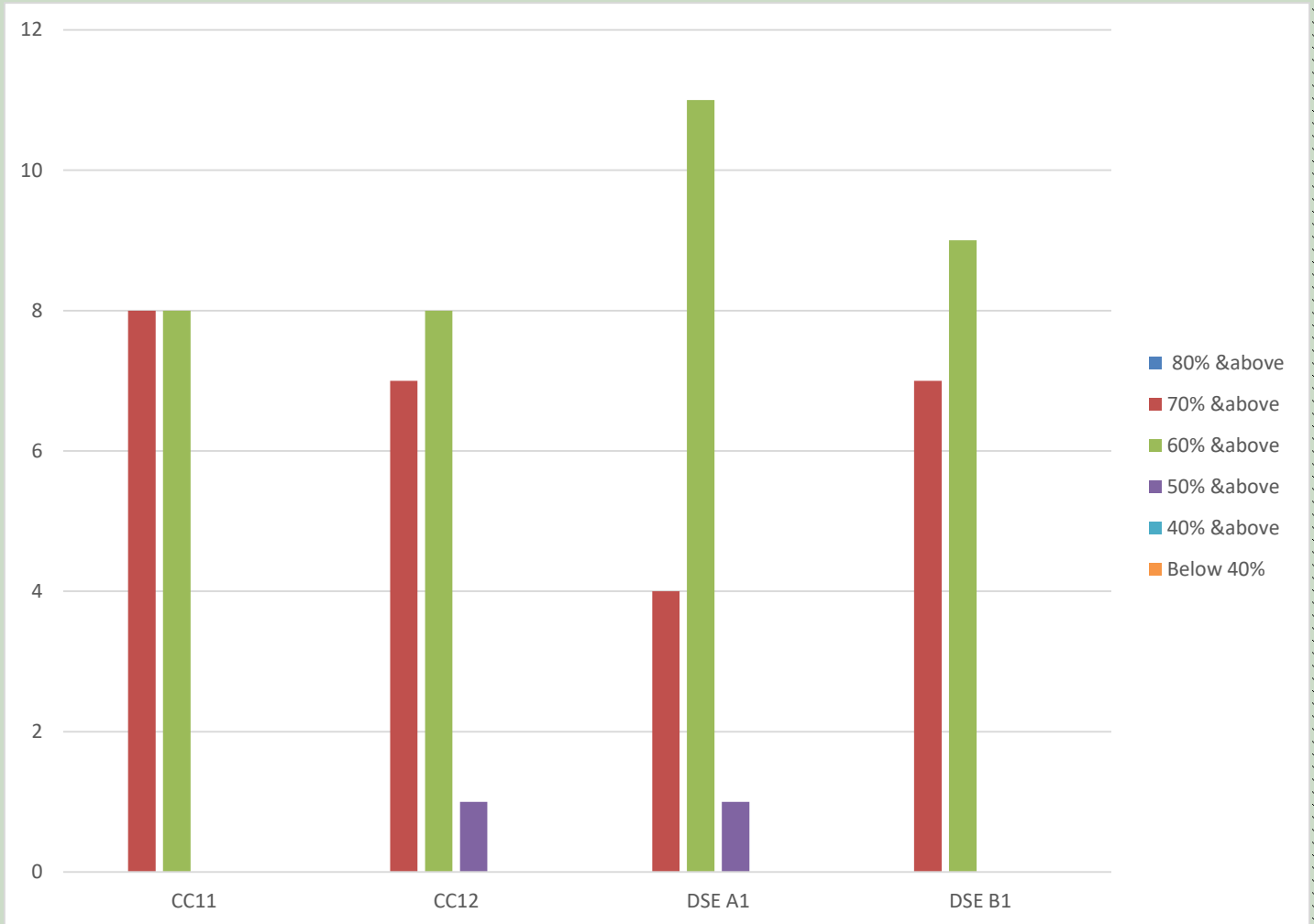
Course Name	80% & above	70% & above	60% & above	50% & above	40% & above	Below 40%	Total No. of students
CC13	0	2	1	5	6	0	14+7 F in Th.
CC14	0	6	6	7	2	0	21
DSE A2	2	5	8	6	0	0	21
DSE B2	2	6	10	1	1	0	20+1 AB in Th.

2021-2022

5th Semester Honours

Department of Hindi

Course Outcome



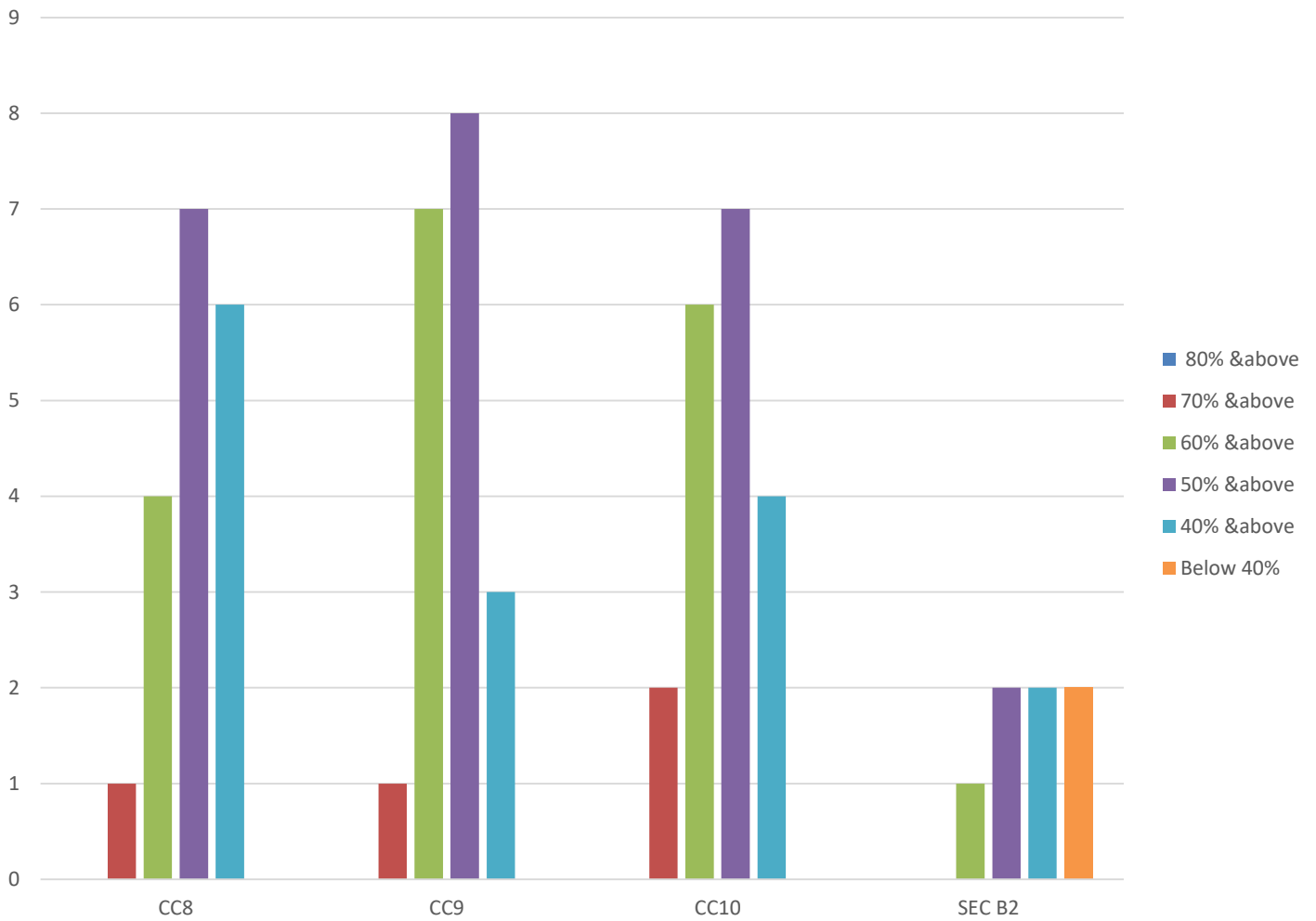
Course Name	80% & above	70% & above	60% & above	50% & above	40% & above	Below 40%	Total No. of students
CC11	0	8	8	0	0	0	16
CC12	0	7	8	1	0	0	16
DSE A1	0	4	11	1	0	0	16
DSE B1	0	7	9	0	0	0	16

2021-2022

4th Semester Honours

Department of Hindi

Course Outcome



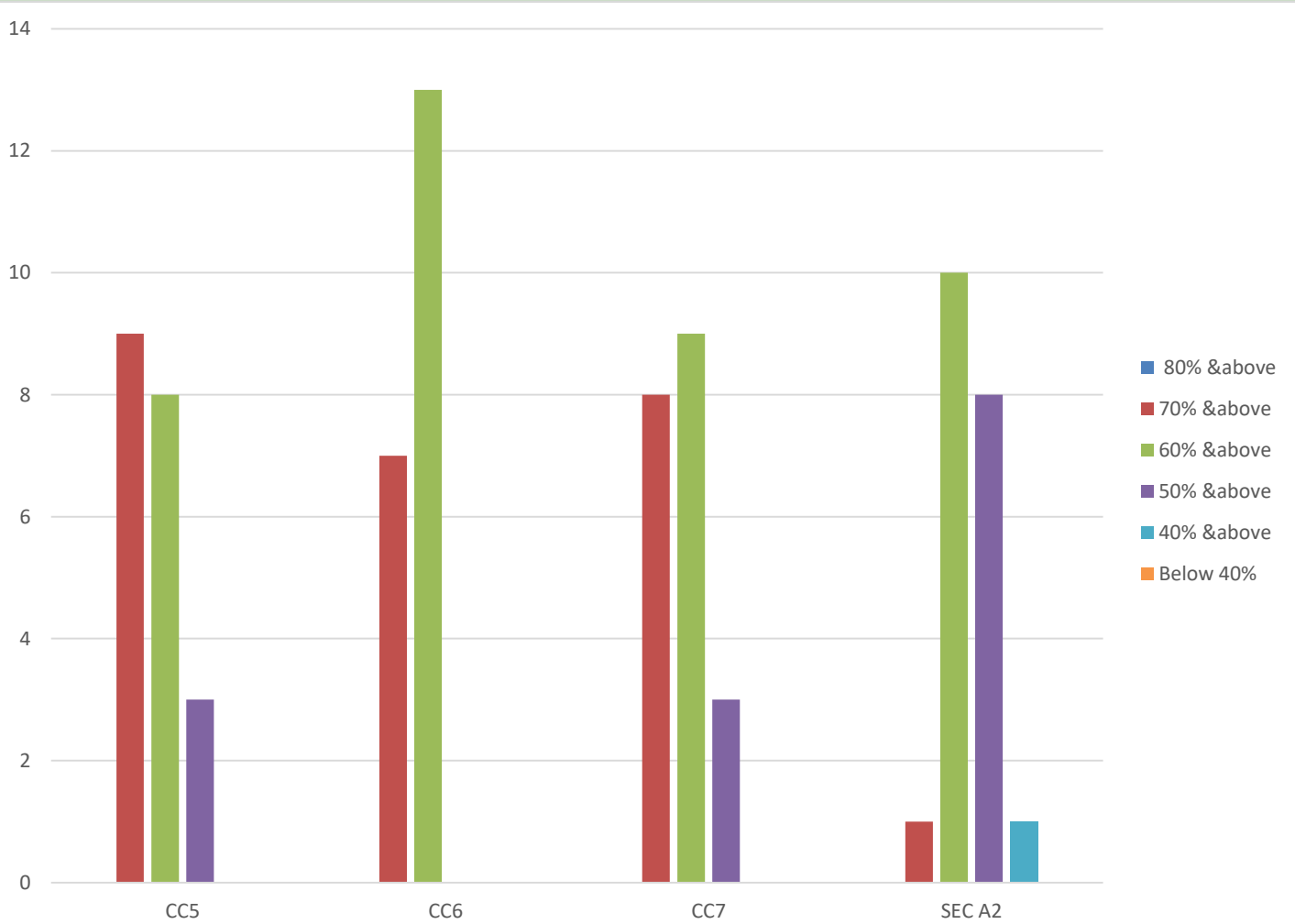
Course Name	80% & above	70% & above	60% & above	50% & above	40% & above	Below 40%	Total No. of students
CC8	0	1	4	7	6	0	18+1 F in Th.
CC9	0	1	7	8	3	0	19
CC10	0	2	6	7	4	0	19
SEC B2	0	0	1	2	2	2	7+12 F in Th.

2021-2022

3rd Semester Honours

Department of Hindi

Course Outcome



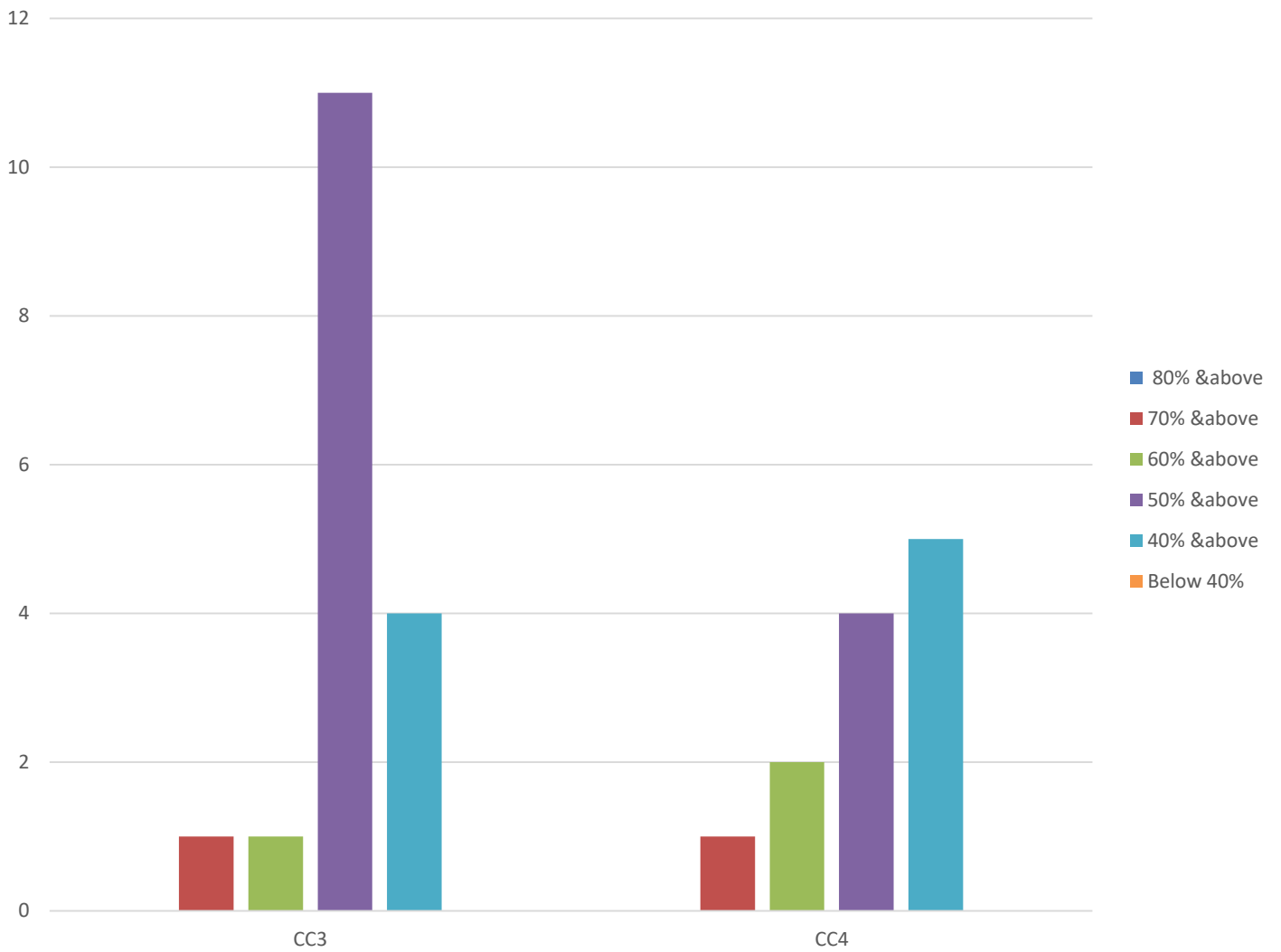
Course Name	80% & above	70% & above	60% & above	50% & above	40% & above	Below 40%	Total No. of students
CC5	0	9	8	3	0	0	20
CC6	0	7	13	0	0	0	20
CC7	0	8	9	3	0	0	20
SEC A2	0	1	10	8	1	0	20

2021-2022

2nd Semester Honours

Department of Hindi

Course Outcome



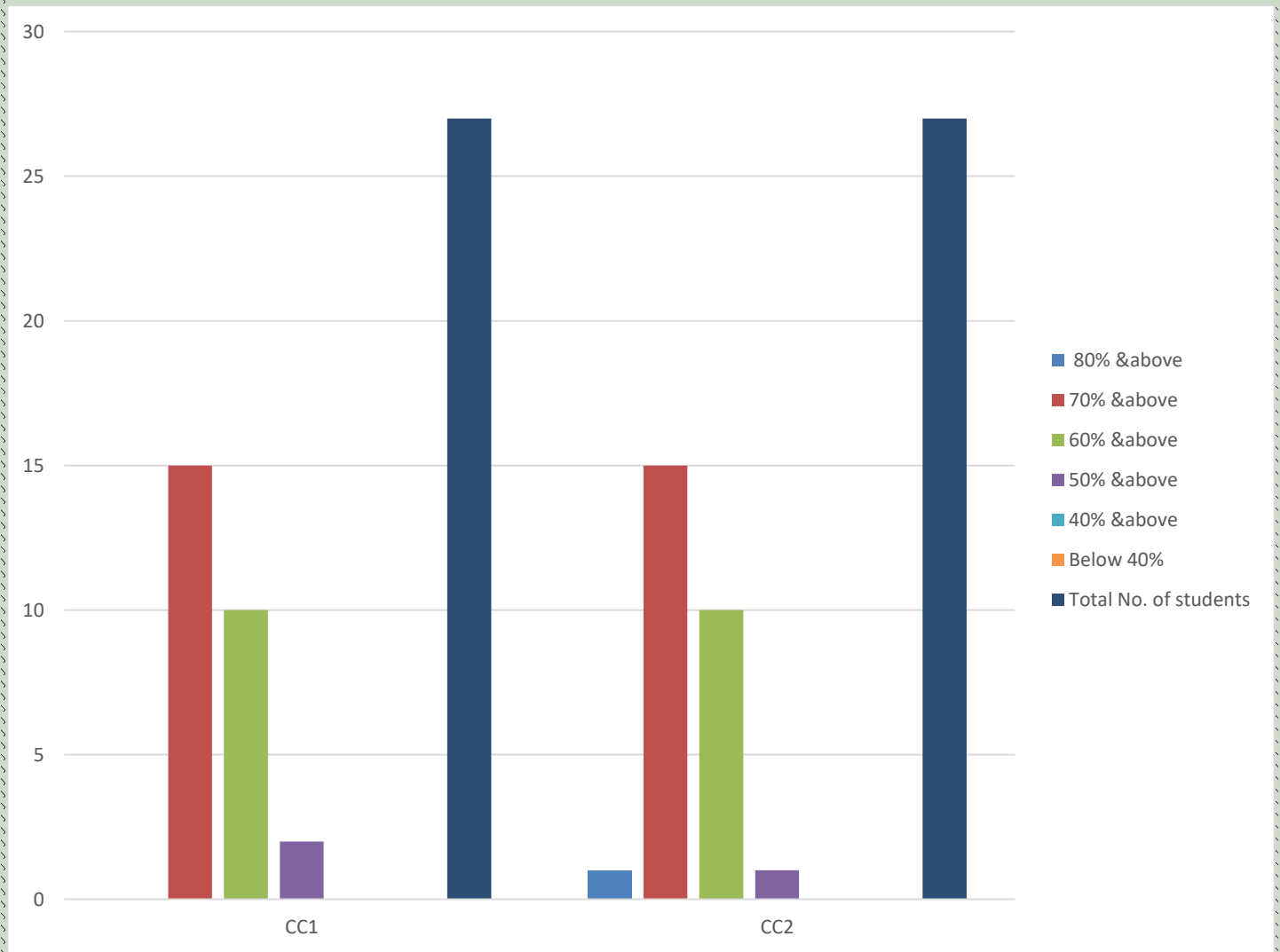
Course Name	80% & above	70% & above	60% & above	50% & above	40% & above	Below 40%	Total No. of students
CC3	0	1	1	11	4	0	17+11 F in Th.
CC4	0	1	2	4	5	0	12+16 F in Th.

2021-2022

1st Semester Honours

Department of Hindi

Course Outcome



Course Name	80% & above	70% & above	60% & above	50% & above	40% & above	Below 40%	Total No. of students
CC1	0	15	10	2	0	0	27
CC2	1	15	10	1	0	0	27