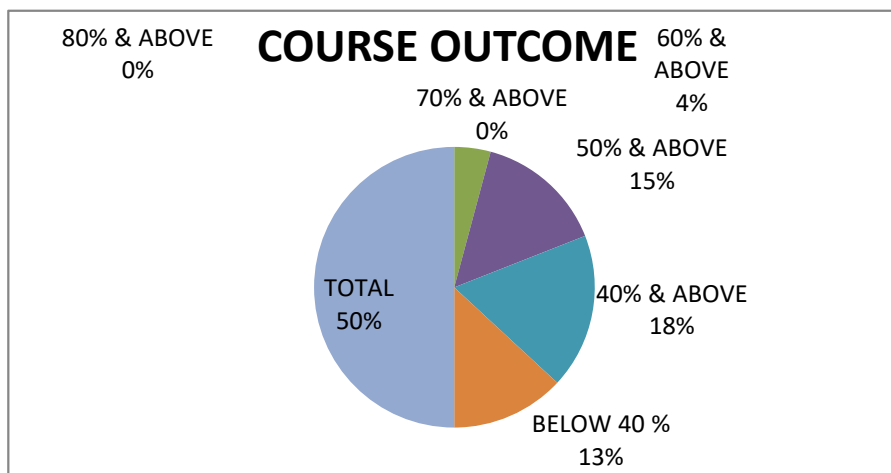


**KHUDIRAM BOSE CENTRAL COLLEGE**  
**DEPARTMENT OF COMMERCE**  
**PROGRAMME OUTCOME AND COURSE OUTCOME 2022-23**

**B.COM SEM-I (HONOURS)**  
**COURSE OUTCOME 2022-23**

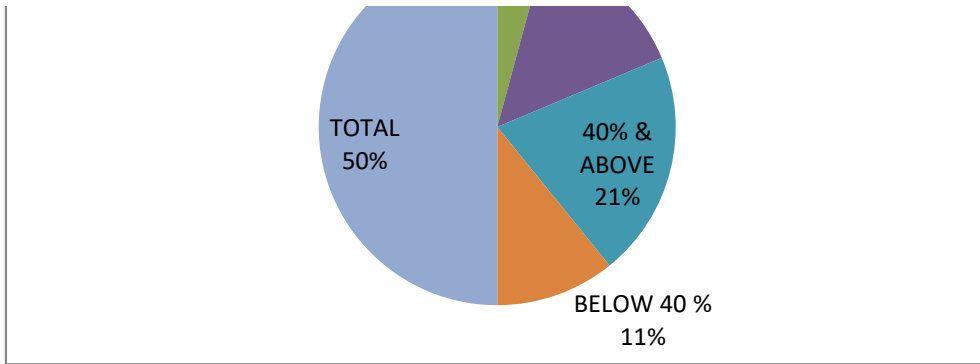
NAME OF THE SUBJECT	80% & ABOVE	70% & ABOVE	60% & ABOVE	50% & ABOVE	40% & ABOVE	BELOW 40 %	TOTAL
	GE1.1CH	0	0	7	25	30	
CC1.1CHG	0	0	11	27	26	20	84
CC1.2CH	2	9	26	25	21	1	84
CC1,1CH	0	0	5	11	30	38	84
AEC 1.1CHG	35	24	20	4	1	0	84



**B.COM SEM-II (HONOURS)**  
**COURSE OUTCOME 2022-23**

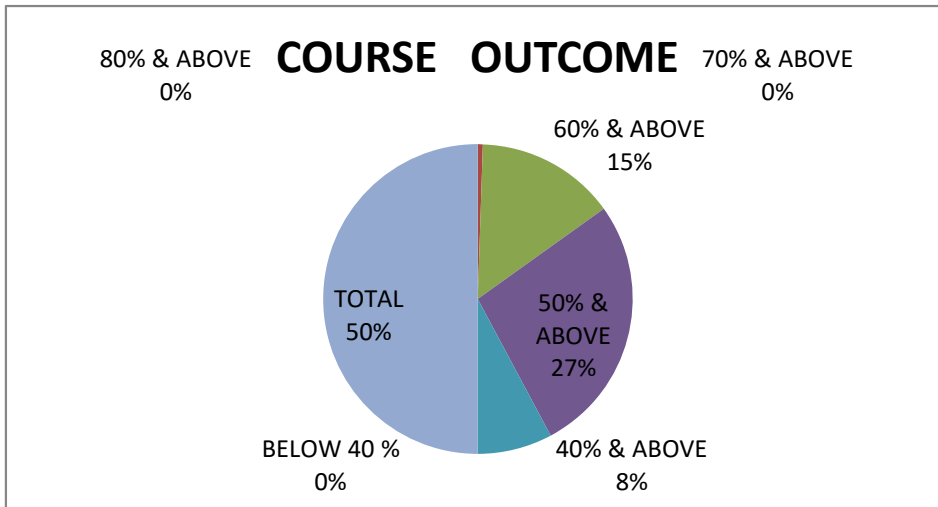
NAME OF THE SUBJECT	80% & ABOVE	70% & ABOVE	60% & ABOVE	50% & ABOVE	40% & ABOVE	BELOW 40 %	TOTAL
	GE2.1CHG	0	0	7	24	34	
CC2.1CHG	1	0	19	30	15	18	83
CC2.2CHG	1	9	18	31	14	10	83
CC2.1CHG	0	1	3	23	30	26	83
AEC2.1CHG	4	37	34	8	0	0	83





**B.COM SEM-III (HONOURS)  
COURSE OUTCOME 2022-23**

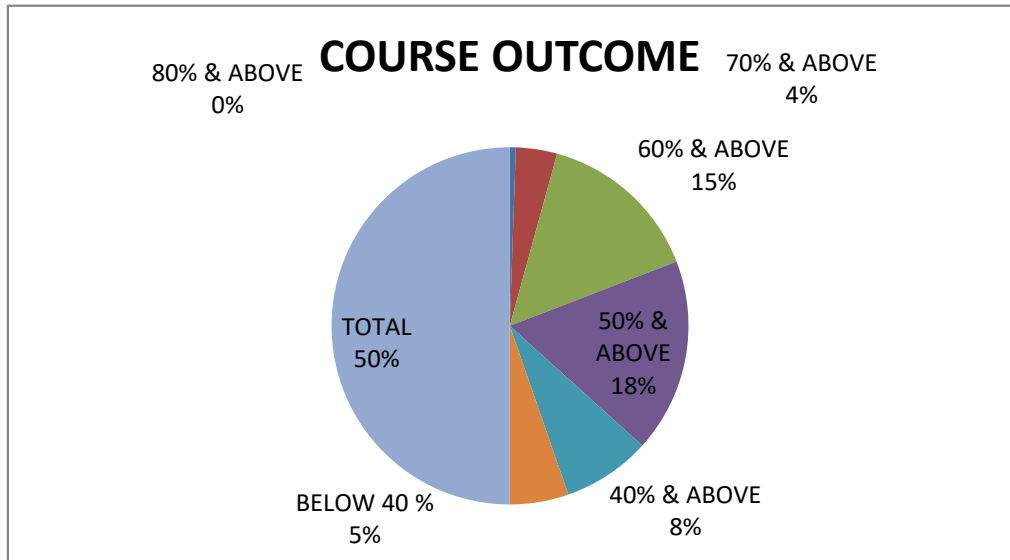
NAME OF THE SUBJECT	80% & ABOVE	70% & ABOVE	60% & ABOVE	50% & ABOVE	40% & ABOVE	BELOW 40 %	TOTAL
SEC3.1CHG	0	1	28	52	15	0	96
GE3.1CHG	0	0	1	16	50	29	96
CC3.1CH	0	0	1	9	27	59	96
CC3.2CH	0	0	6	23	34	33	96



**B.COM SEM-IV (HONOURS)  
COURSE OUTCOME 2022-23**

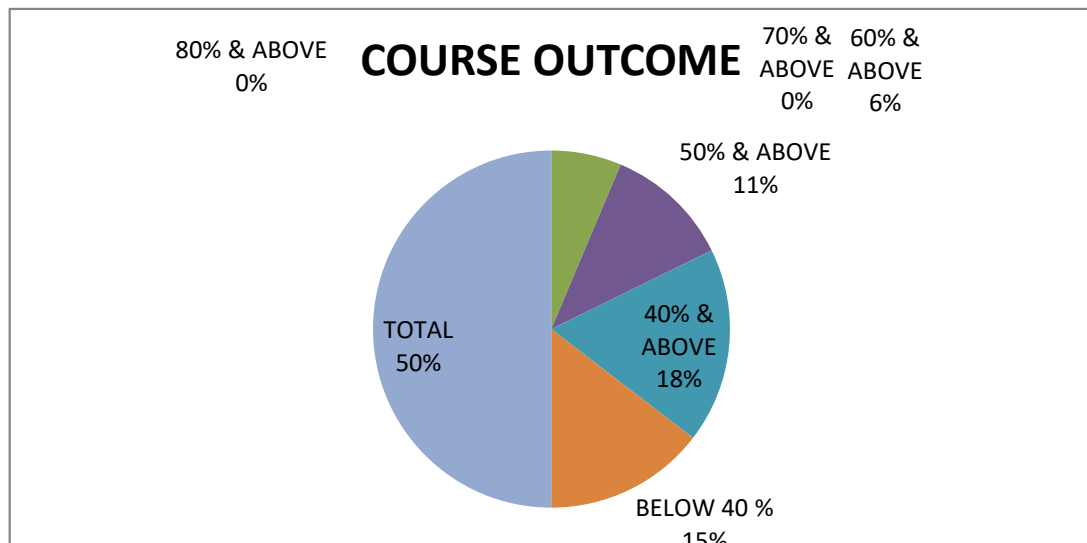
NAME OF THE SUBJECT	80% & ABOVE	70% & ABOVE	60% & ABOVE	50% & ABOVE	40% & ABOVE	BELOW 40 %	TOTAL
GE4.1CHG	1	7	28	33	15	10	94
CC4.1CHG	0	3	21	35	24	11	94
CC4.1CG	2	3	12	24	24	29	94

CC4.2CG	6	12	21	19	24	12	94
---------	---	----	----	----	----	----	----



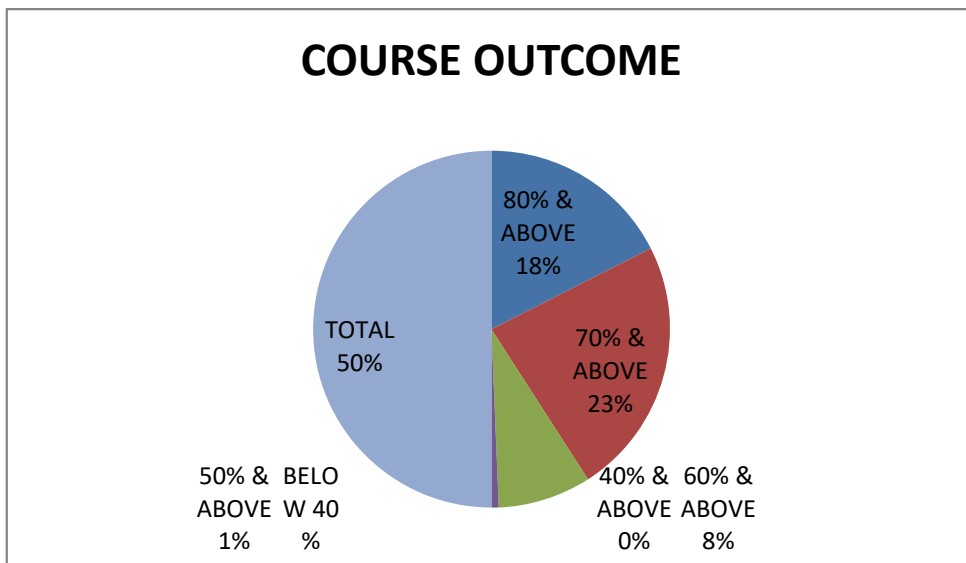
**B.COM SEM-V (HONOURS)  
COURSE OUTCOME 2022-23**

NAME OF THE SUBJECT	80% & ABOVE	70% & ABOVE	60% & ABOVE	50% & ABOVE	40% & ABOVE	BELOW 40 %	TOTAL
CC5.1CH	0	0	10	18	28	23	79
CC5.2CH	2	6	11	27	8	25	79
DSE5.1AH	0	2	8	15	29	25	79
DSE5.2AH	0	1	0	1	6	71	79



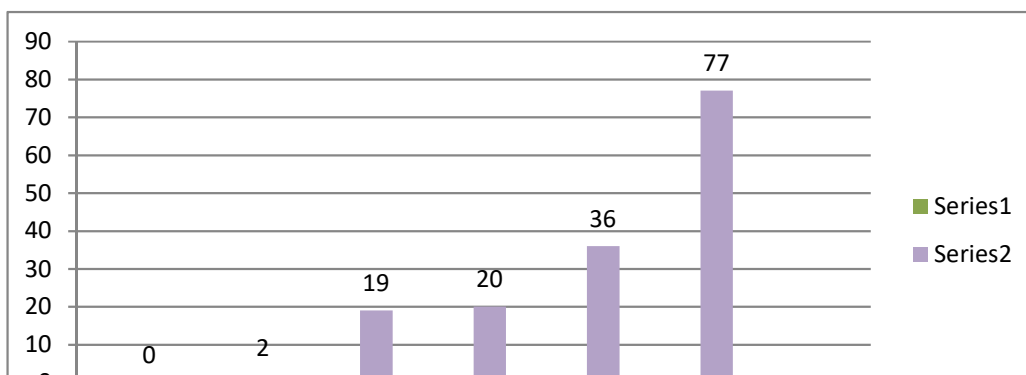
**B.COM SEM-VI (HONOURS)  
COURSE OUTCOME 2022-23**


NAME OF THE SUBJECT	80% & ABOVE	70% & ABOVE	60% & ABOVE	50% & ABOVE	40% & ABOVE	BELOW 40 %	TOTAL
SEC6.1CHG	27	36	13	1	0	0	77
CC6.1CH	2	12	37	25	1	0	77
DSE6.1AH	0	1	6	16	22	32	77
DSE6.2AH	0	2	14	14	34	13	77



**PROGRAMME OUTCOME  
Sem-VI Base on CGPA**

Name of the programme	CGPA					Result Not Clear	TOTAL
	80% & ABOVE	70% & ABOVE	60% & ABOVE	50% & ABOVE			
Sem-VI	0	2	19	20	36	77	





SESSION 2022-23

KHUDIRAM BOSE CENTRAL COLLEGE

DEPARTMENT OF EDUCATION

REPORT ON

PROGRAMME OUTCOME

&

COURSE OUTCOME

SUBMITTED BY,

SHEULI BISWAS (ADHIKARY)

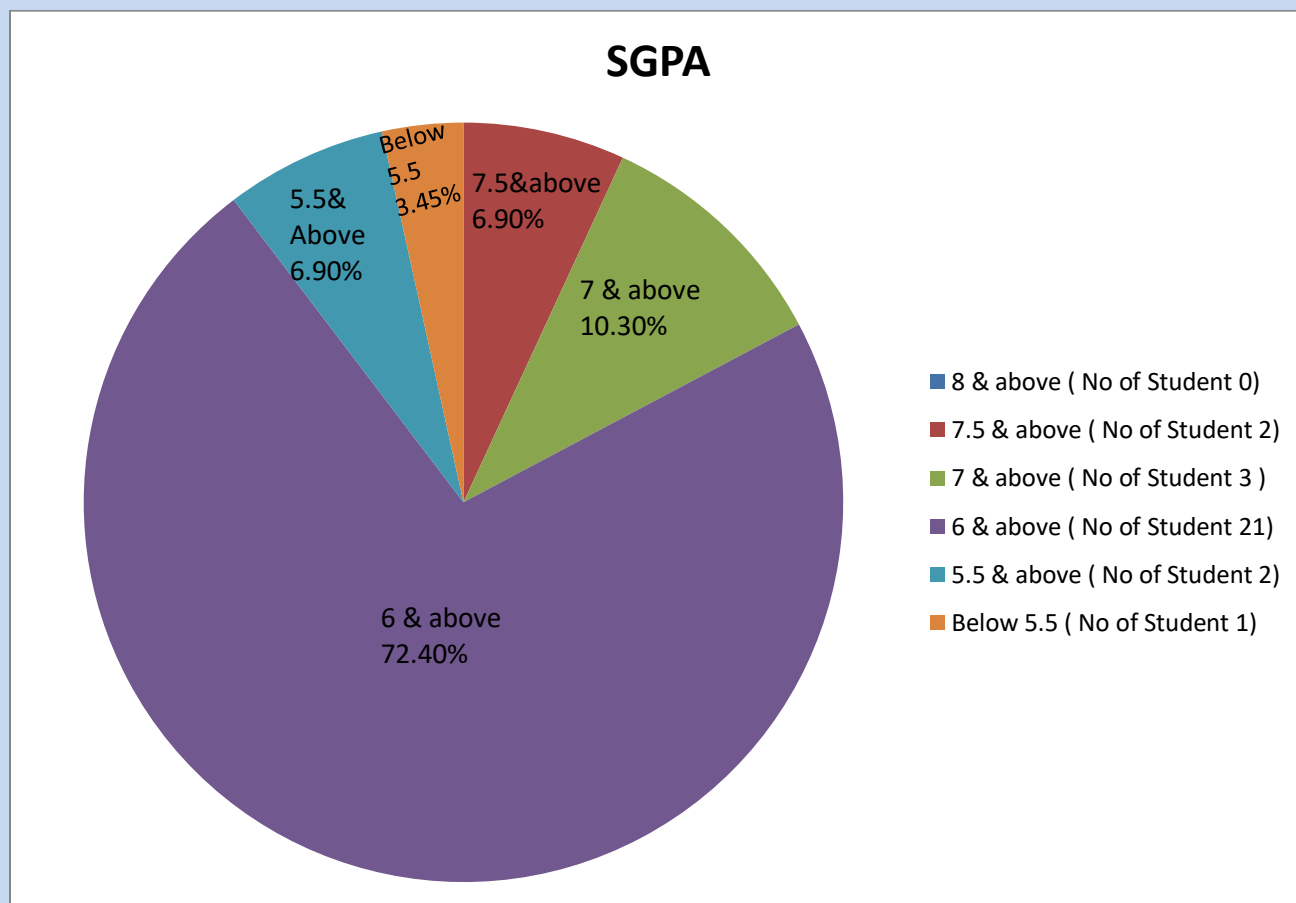
2022 -23

6<sup>TH</sup> SEMESTER HONS

DEPARTMENT OF EDUCATION

PROGRAMME OUTCOME

SGPA	8 & ABOVE	7.5 & ABOVE	7 & ABOVE	6 & ABOVE	5.5 & ABOVE	BELOW 5.5	TOTAL NUMBER OF STUDENTS
NUMBER OF STUDENTS	0	2	3	21	2	1	29



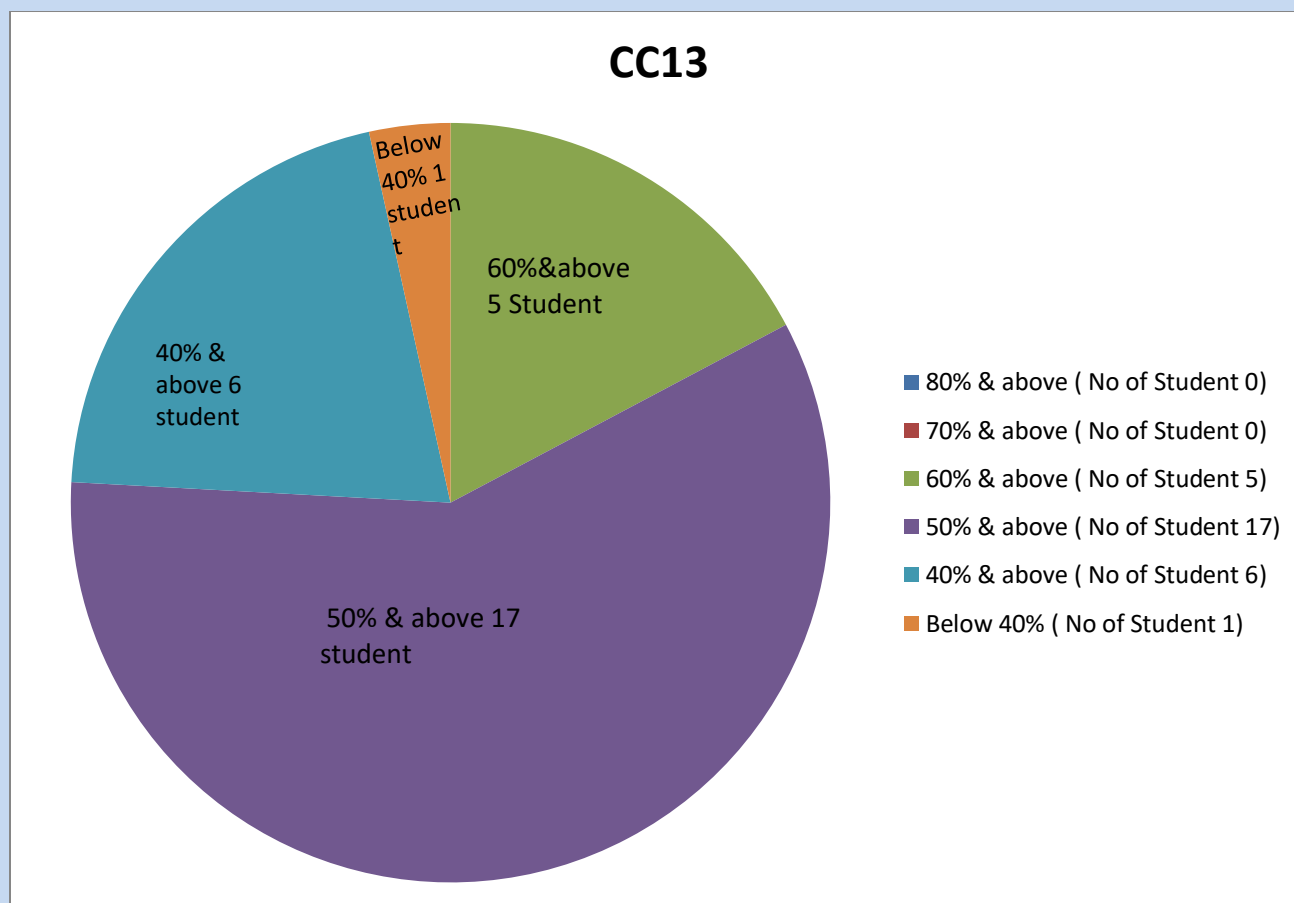
2021 -22

6<sup>TH</sup> SEMESTER HONS

DEPARTMENT OF EDUCATION

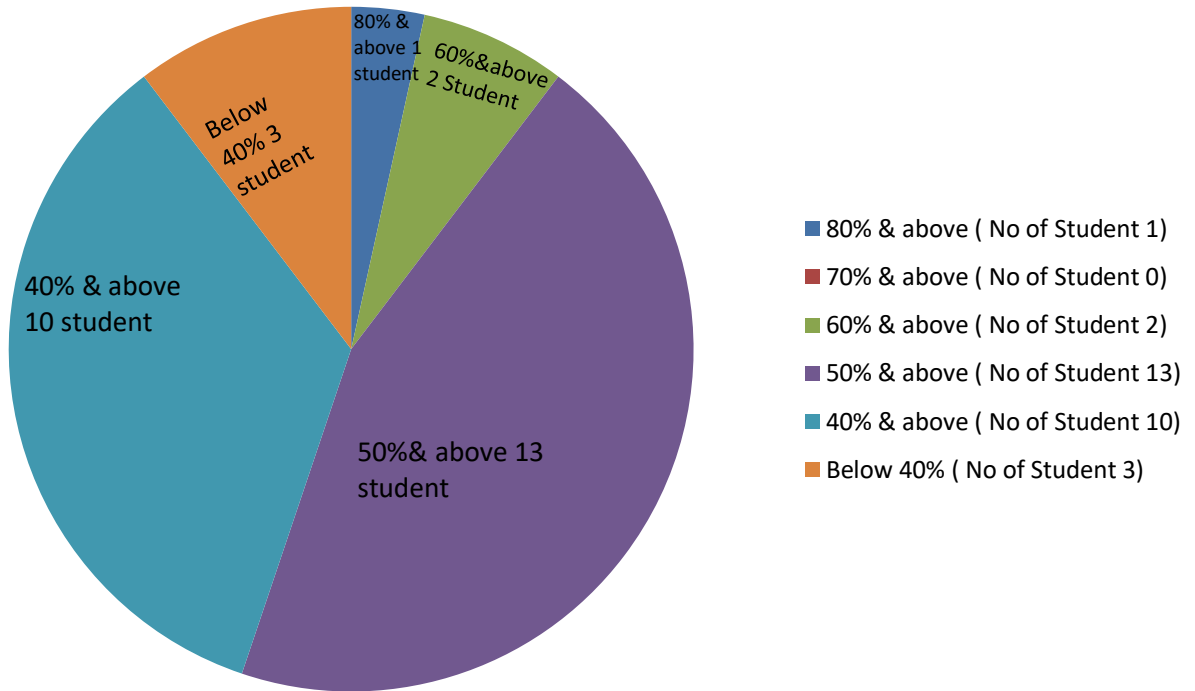
COURSE OUTCOME

Course name	80% & above	70% & above	60% & above	50% & above	40% & above	Below 40%	Total number of students
CC13	0	0	5	17	6	1	29
CC14	1	0	2	13	10	3	29
DSE A	0	1	10	14	3	1	29
DSE B	0	5	15	7	1	1	29

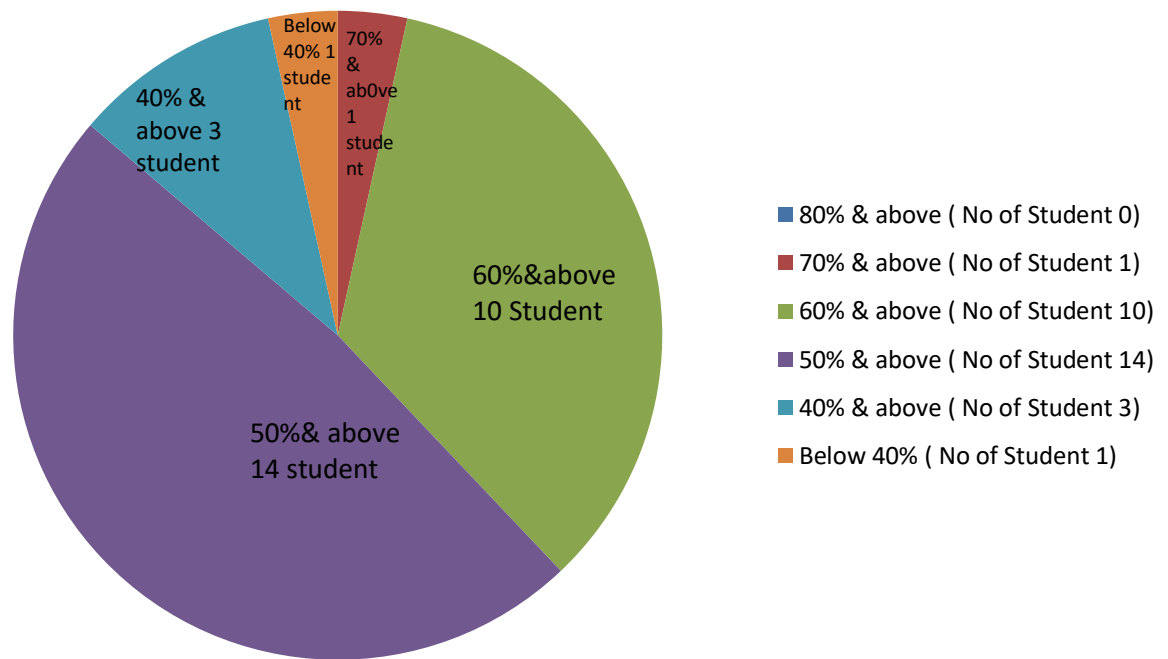




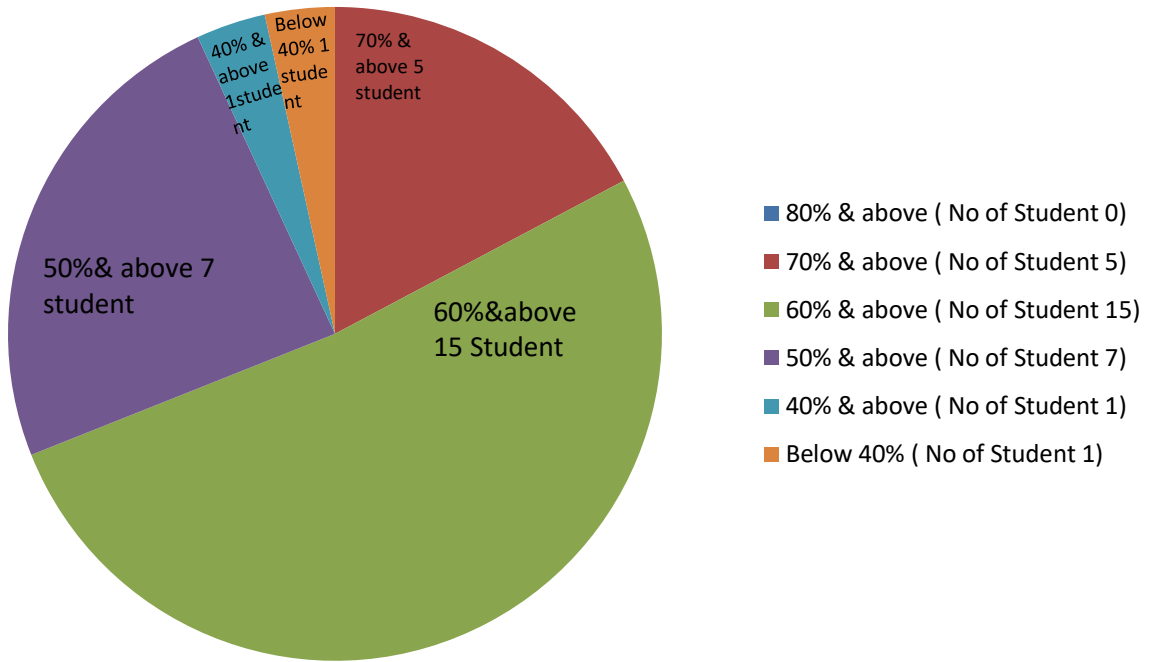
### CC14



### DSE A



## DSE B



2022 -23

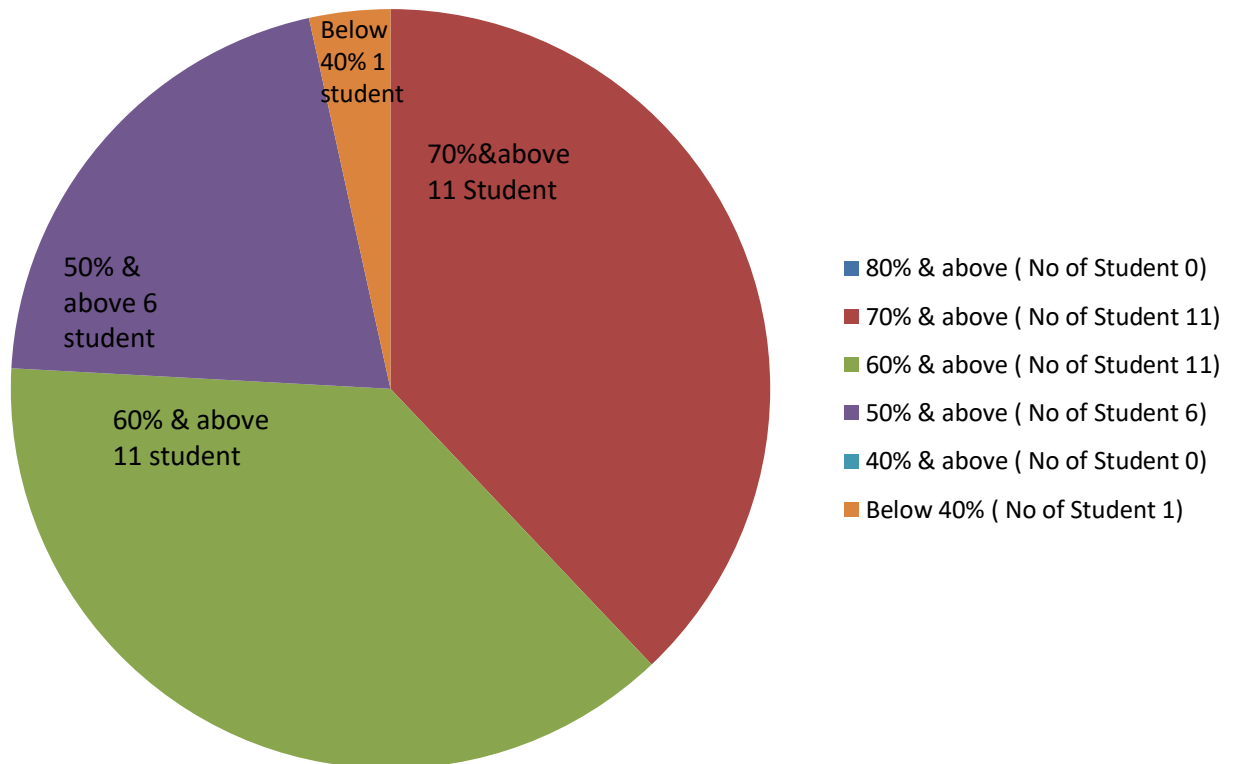
5<sup>TH</sup> SEMESTER HONS

DEPARTMENT OF EDUCATION

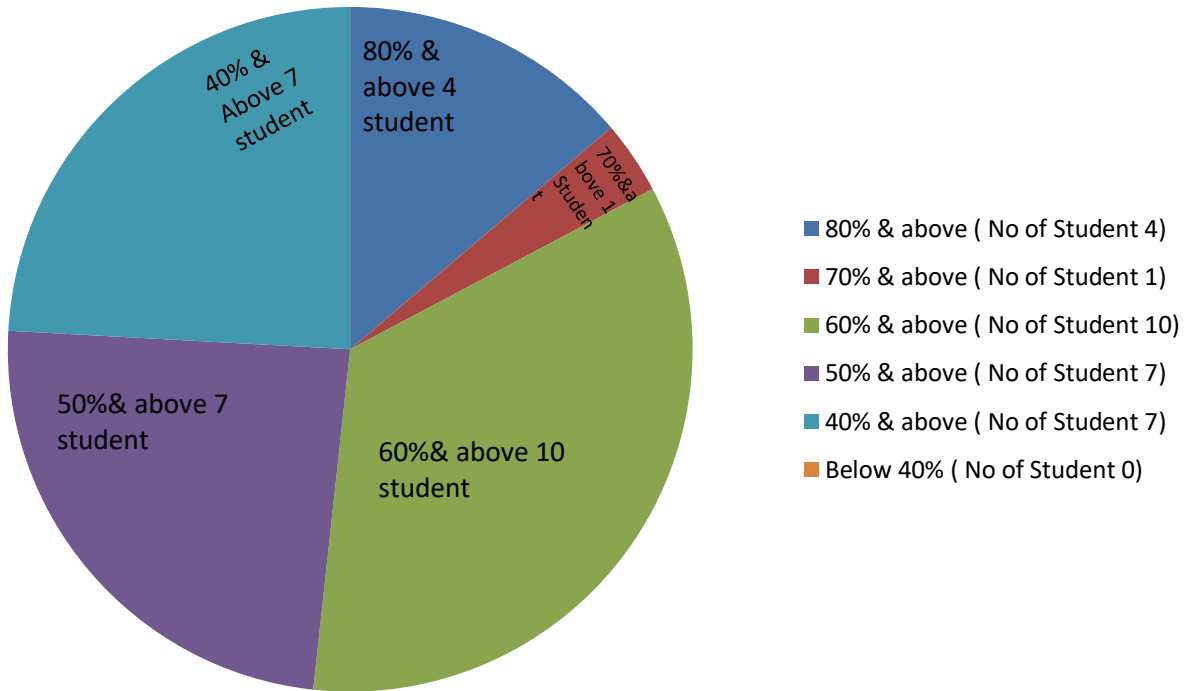
COURSE OUTCOME

Course name	80% & above	70% & above	60% & above	50% & above	40% & above	Below 40%	Total number of students
CC11	0	11	11	6	0	1	29
CC12	4	1	10	7	7	0	29
DSE A	0	6	12	9	2	0	29
DSE B	1	7	17	3	1	0	29

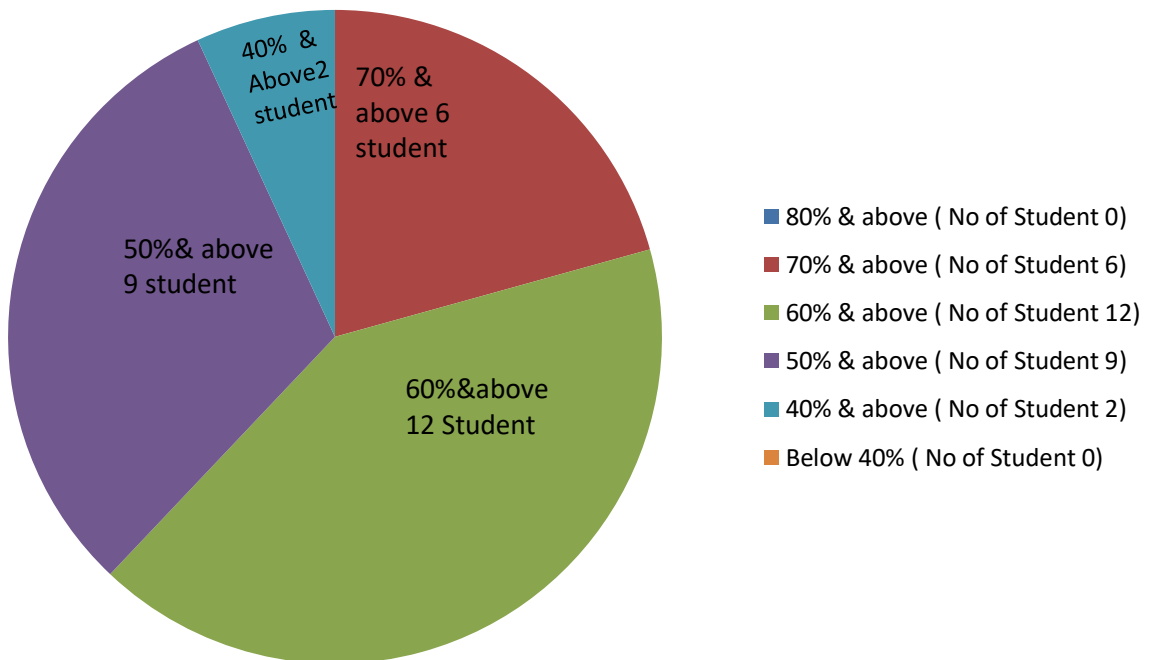
**CC11**



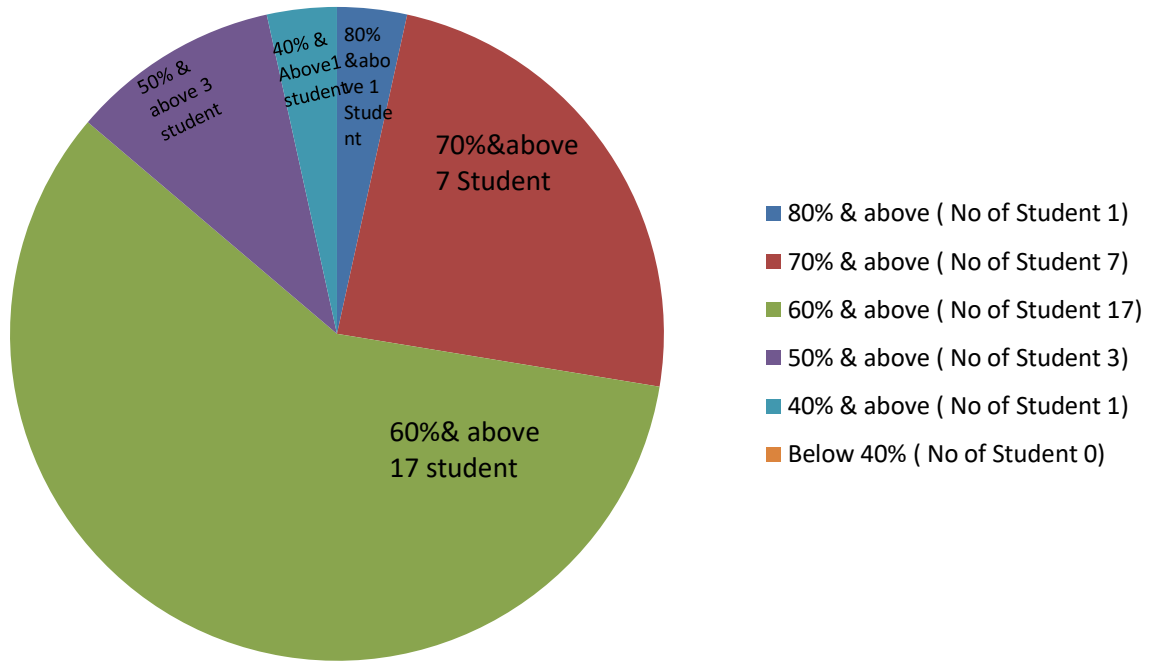
## CC12



## DSE A



## DSE B



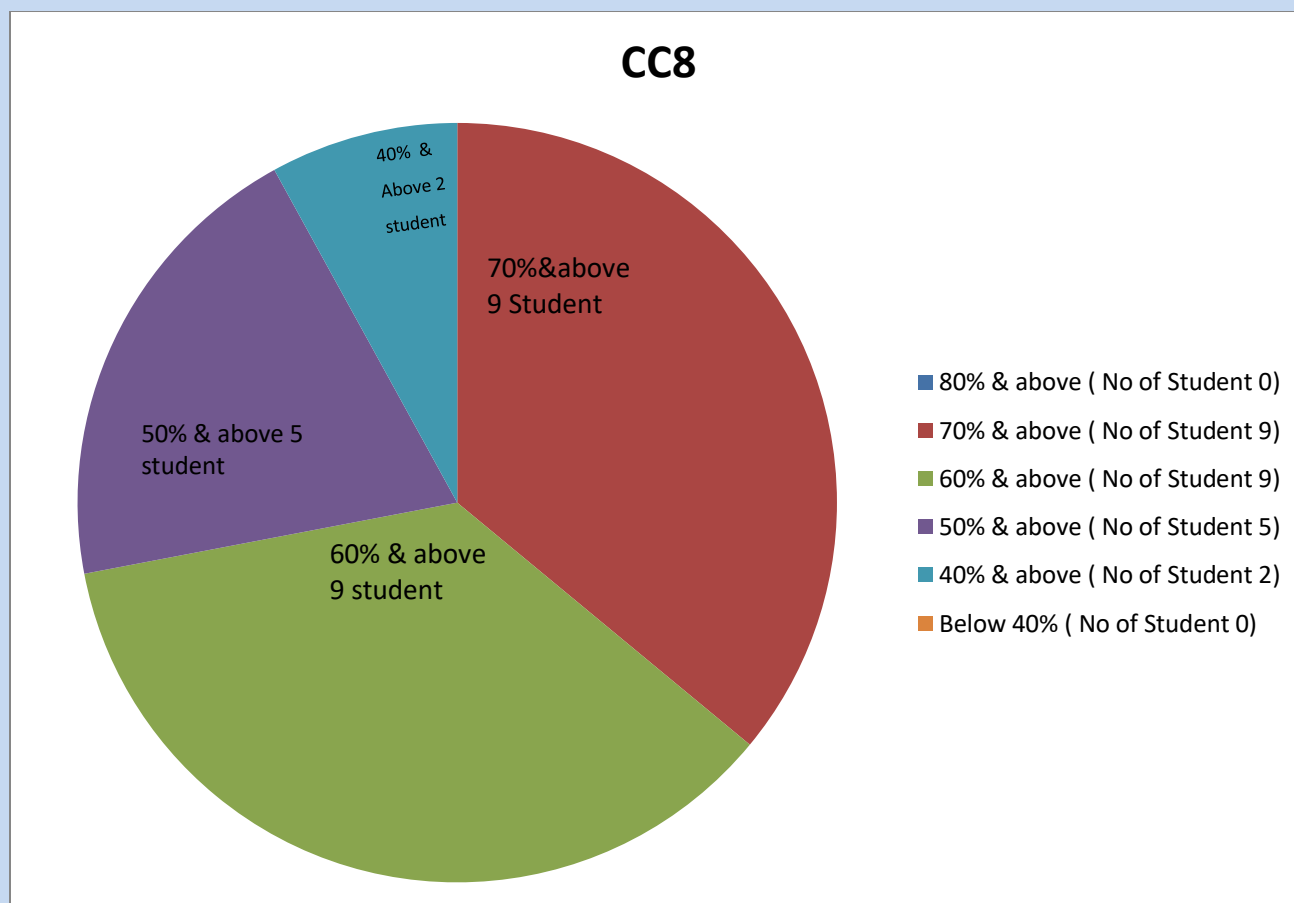
2022 -23

4<sup>TH</sup> SEMESTER HONS

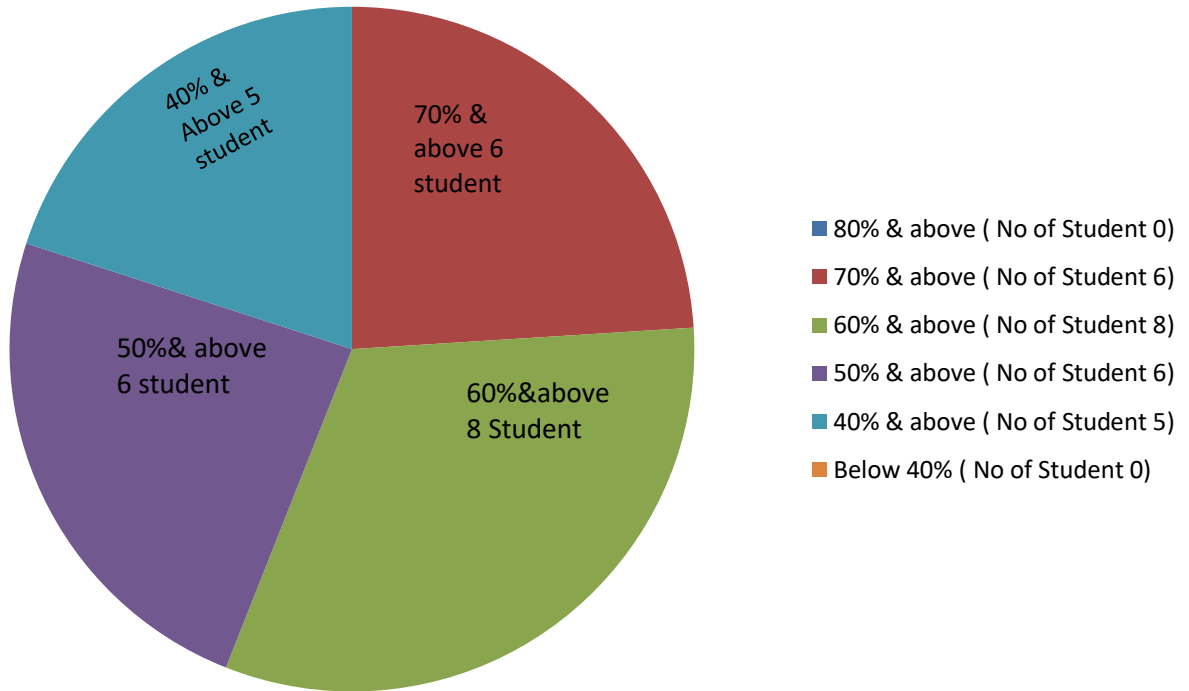
DEPARTMENT OF EDUCATION

COURSE OUTCOME

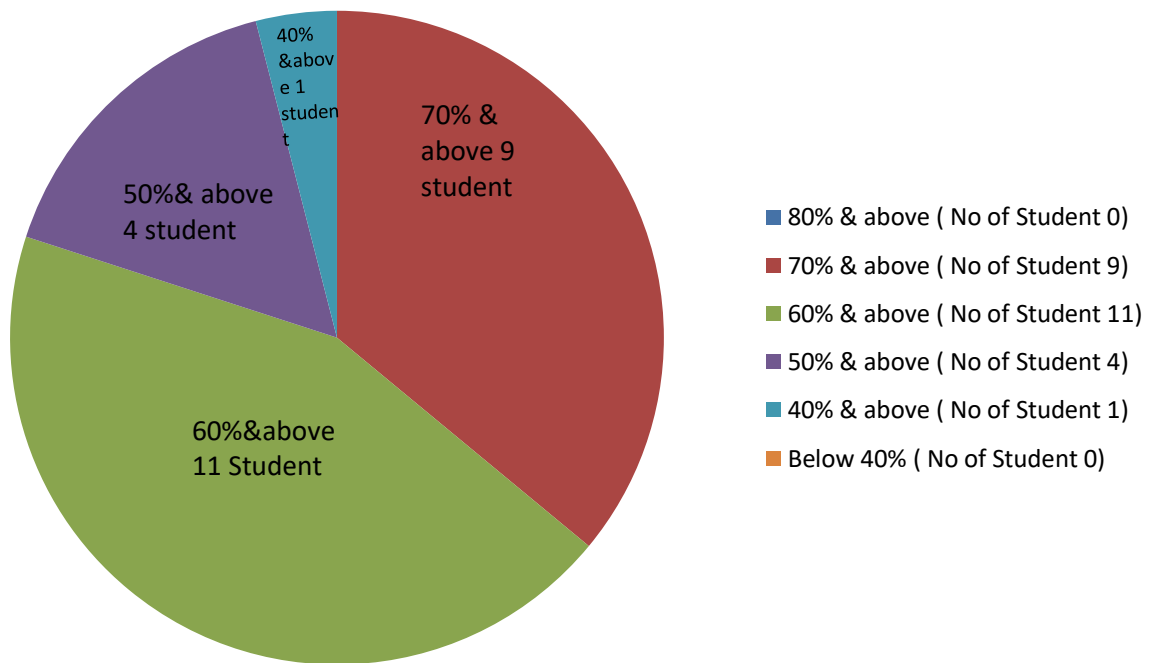
Course name	80% & above	70% & above	60% & above	50% & above	40% & above	Below 40%	Total number of students
CC8	0	9	9	5	2	0	25
CC9	0	6	8	6	5	0	25
CC10	0	9	11	4	1	0	25
SEC B	0	4	7	10	1	3	25



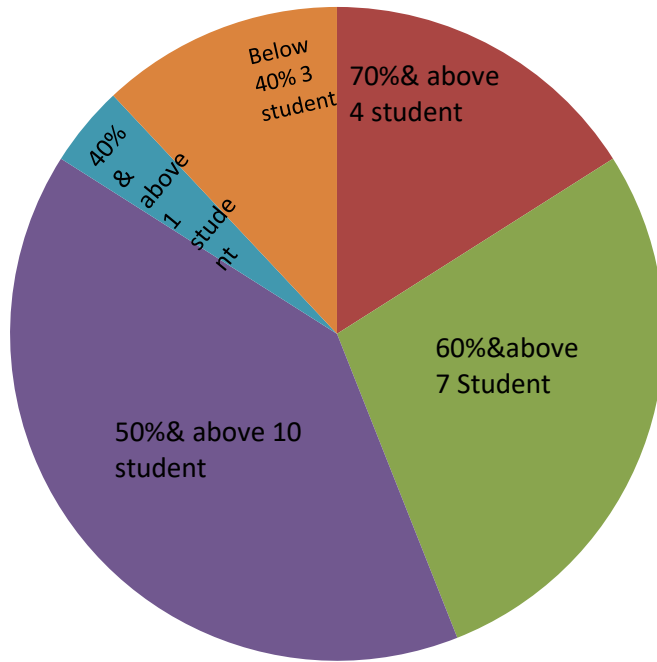
### CC9



### CC10



## SEC B



- 80% & above ( No of Student 0)
- 70% & above ( No of Student 4)
- 60% & above ( No of Student 7)
- 50% & above ( No of Student 10)
- 40% & above ( No of Student 1)
- Below 40% ( No of Student 3)



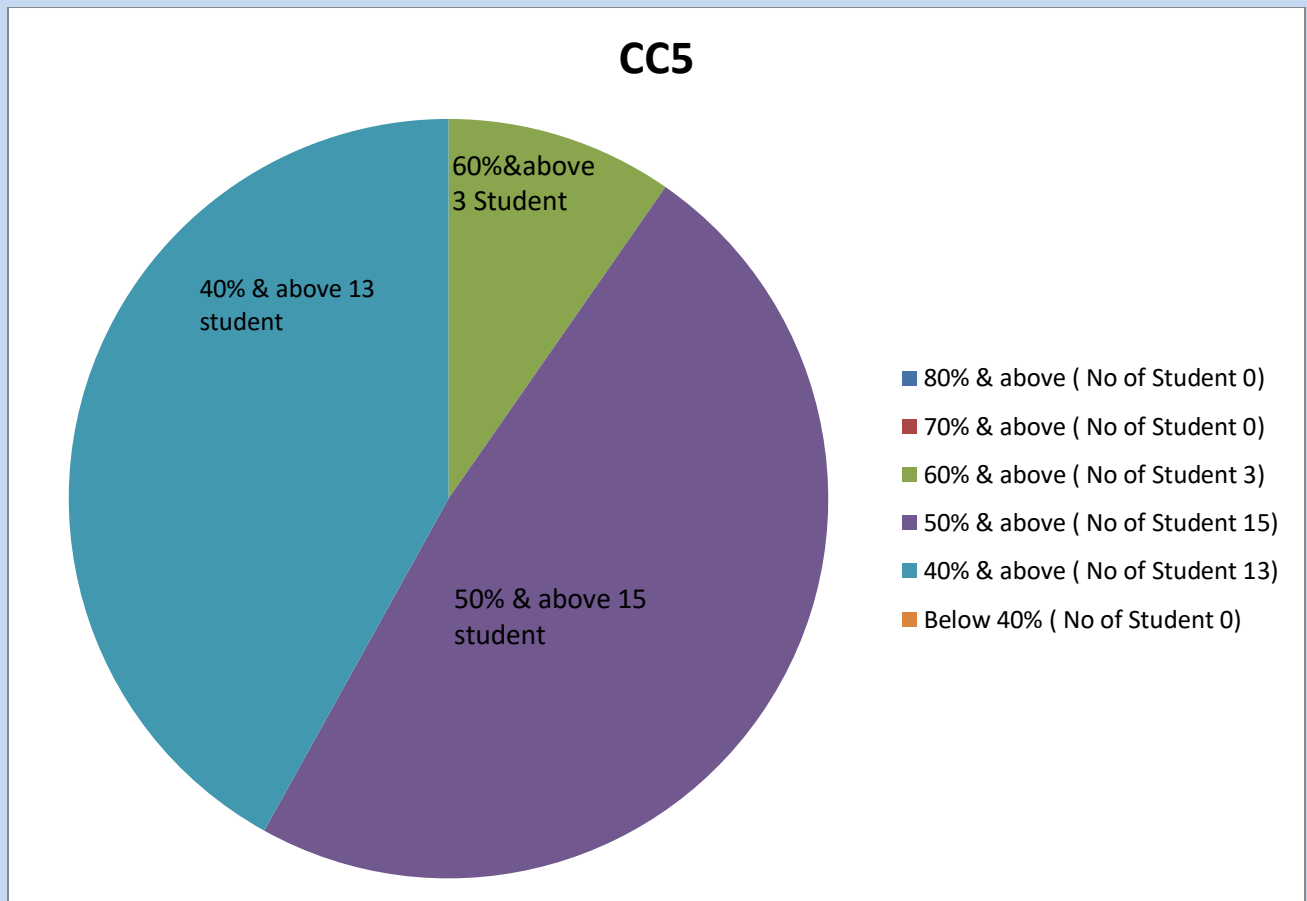
2022 -23

3<sup>RD</sup> SEMESTER HONS

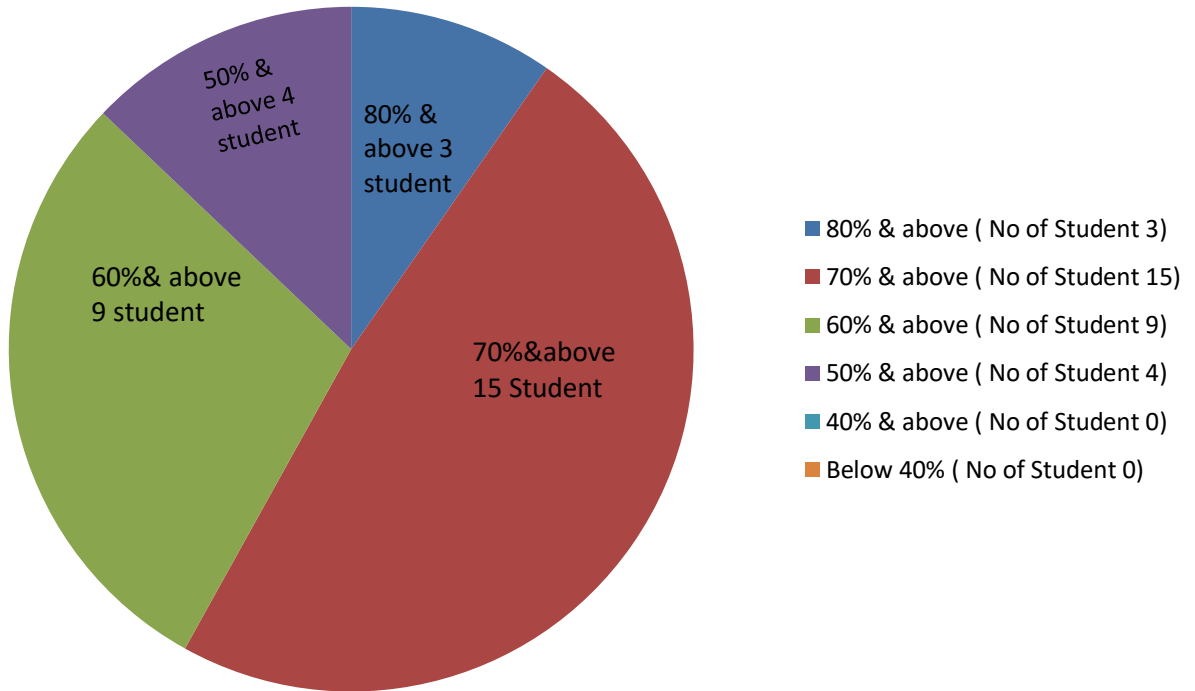
DEPARTMENT OF EDUCATION

COURSE OUTCOME

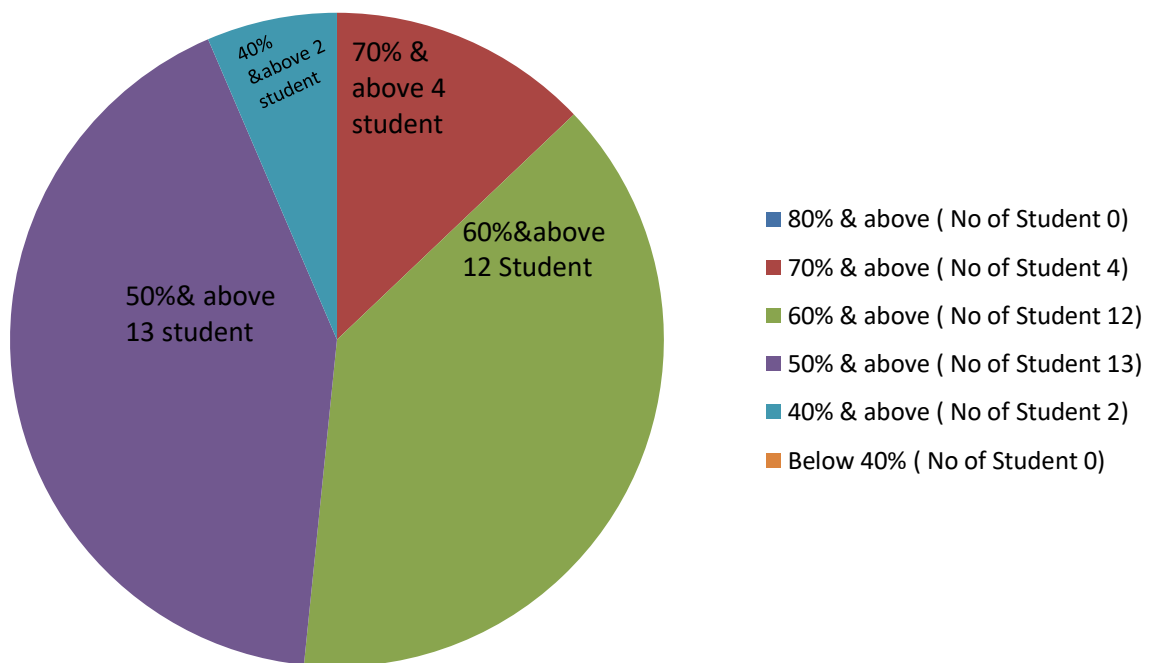
Course name	80% & above	70% & above	60% & above	50% & above	40% & above	Below 40%	Total number of students
CC5	0	0	3	15	13	0	31
CC6	3	15	9	4	0	0	31
CC7	0	4	12	13	2	0	31
SEC A	1	4	11	11	4	0	31



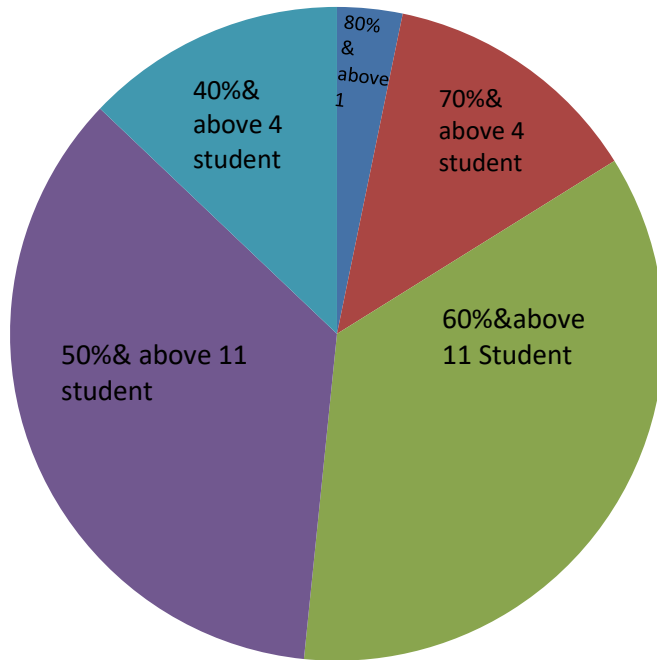
### CC6



### CC7



## SEC A



- 80% & above ( No of Student 1)
- 70% & above ( No of Student 4)
- 60% & above ( No of Student 11)
- 50% & above ( No of Student 11)
- 40% & above ( No of Student 4)
- Below 40% ( No of Student 0)

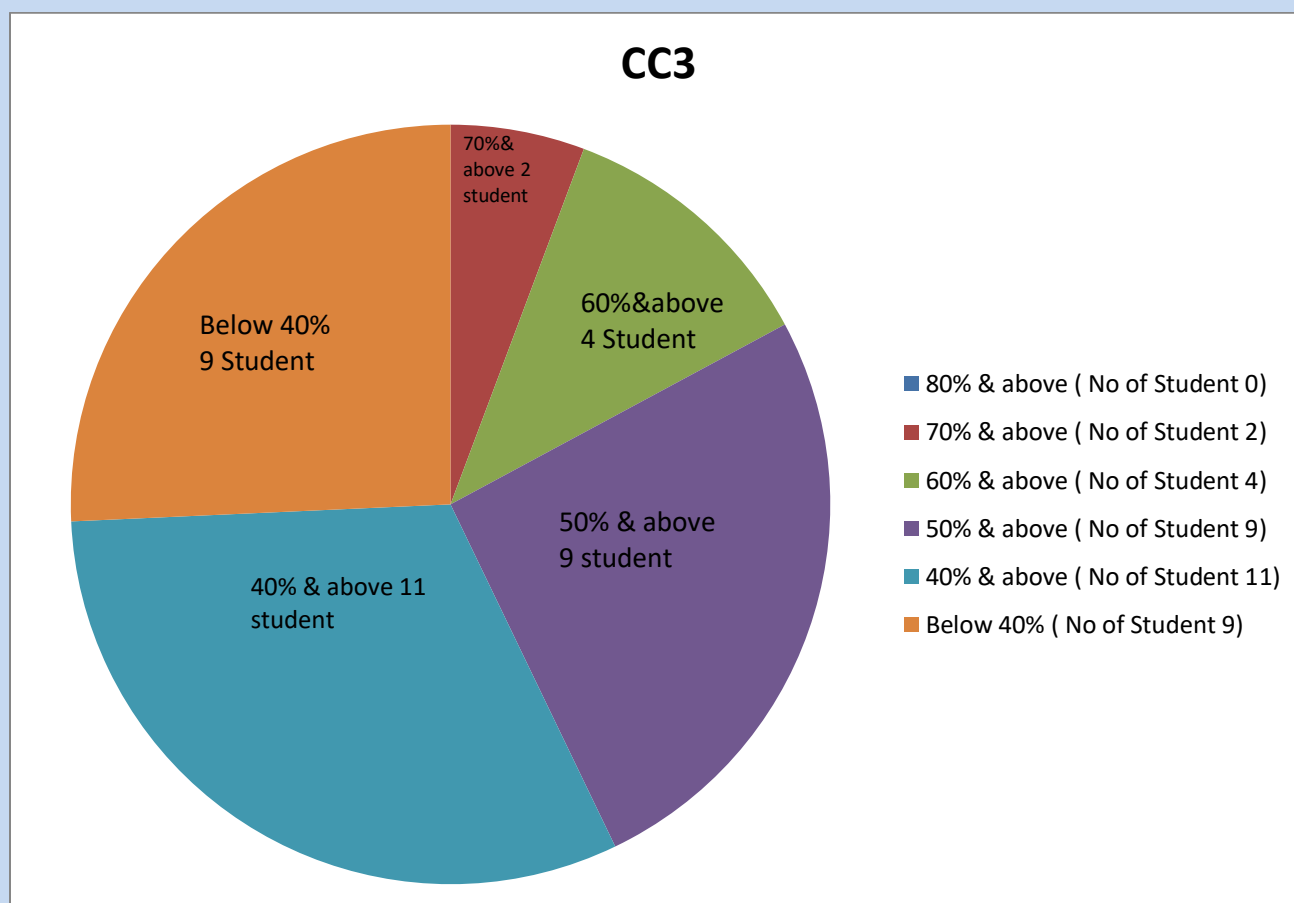
2022 -23

2<sup>ND</sup> SEMESTER HONS

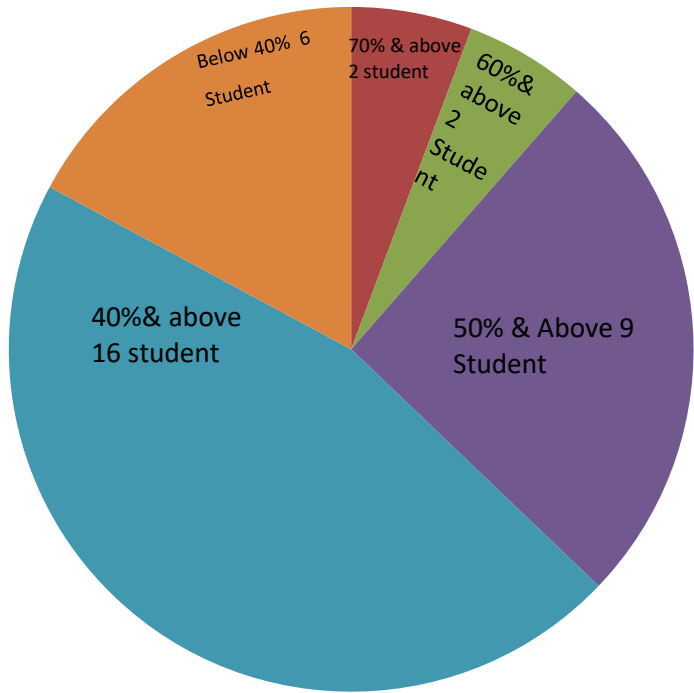
DEPARTMENT OF EDUCATION

COURSE OUTCOME

Course name	80% & above	70% & above	60% & above	50% & above	40% & above	Below 40%	Total number of students
CC3	0	2	4	9	11	9	35
CC4	0	2	2	9	16	6	35



# CC4



- 80% & above ( No of Student 0)
- 70% & above ( No of Student 2)
- 60% & above ( No of Student 2)
- 50% & above ( No of Student 9)
- 40% & above ( No of Student 16)
- Below 40% ( No of Student 6)

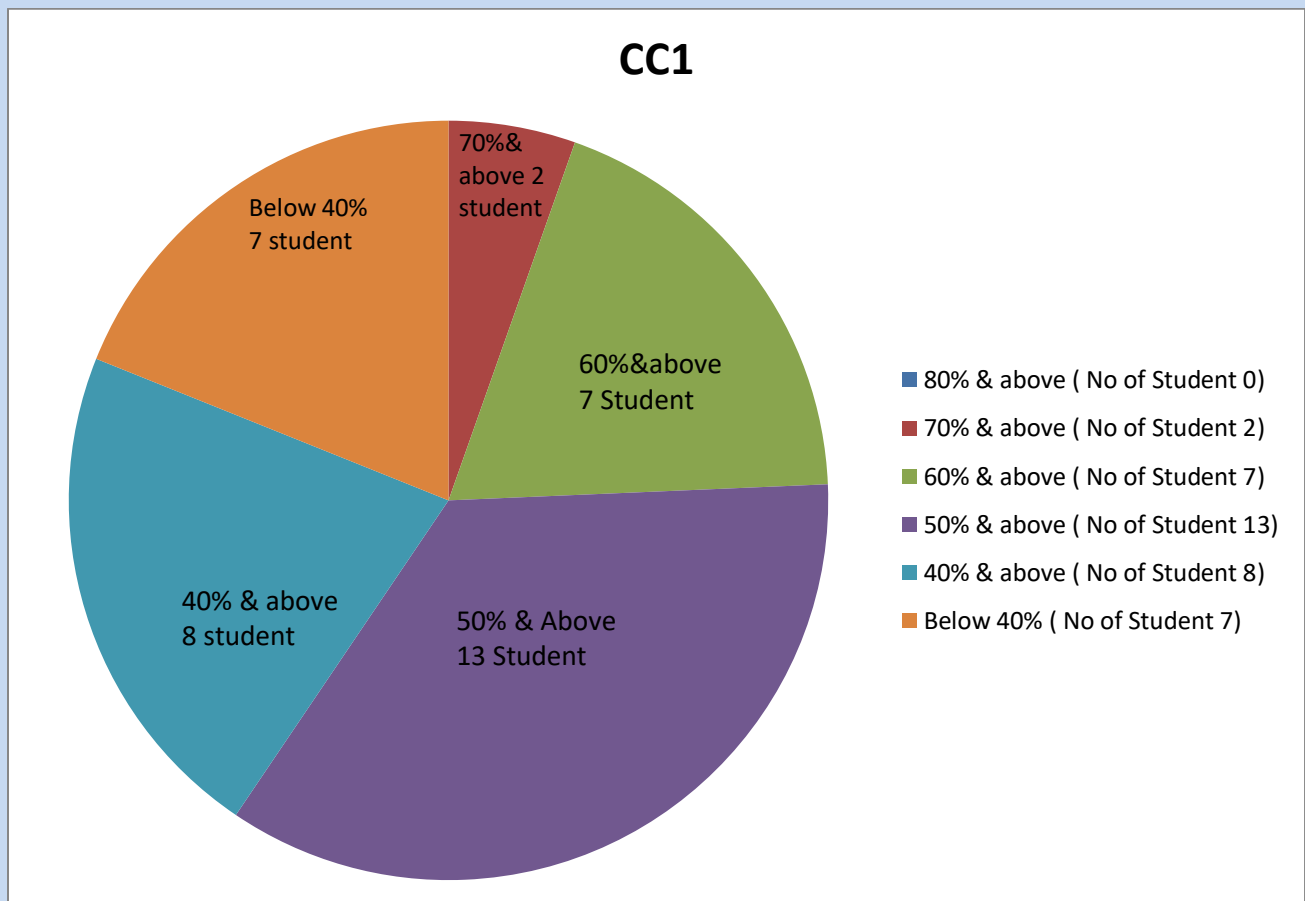
2022 -23

1<sup>ST</sup> SEMESTER HONS

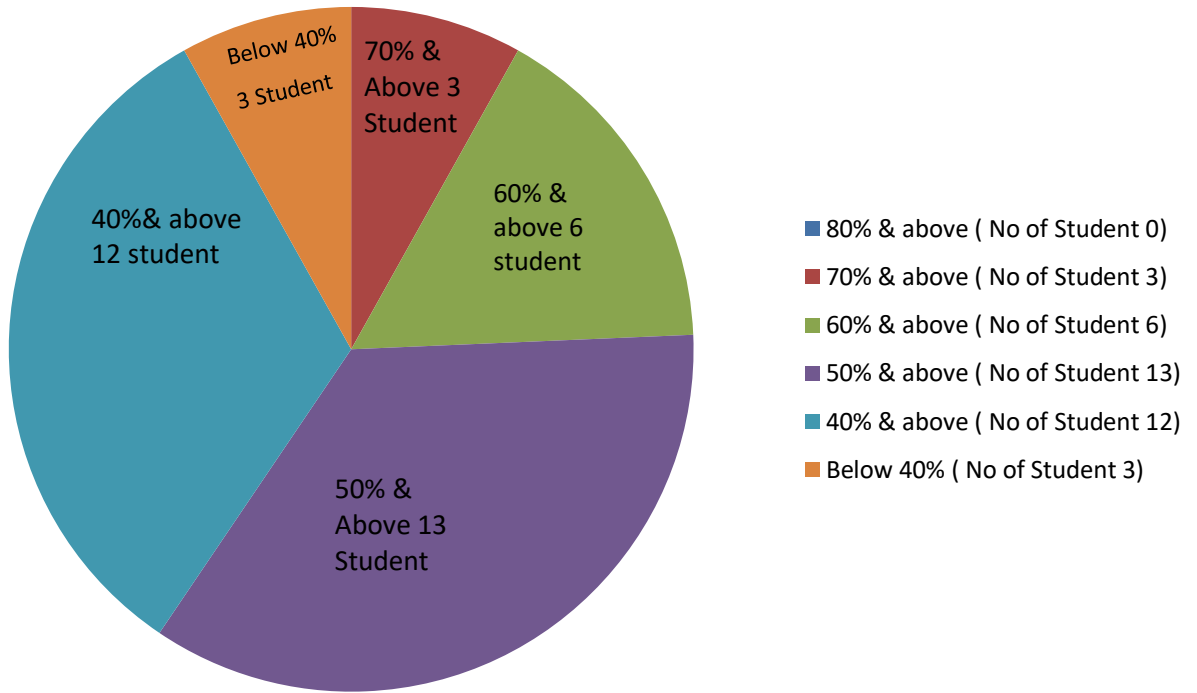
DEPARTMENT OF EDUCATION

COURSE OUTCOME

Course name	80% & above	70% & above	60% & above	50% & above	40% & above	Below 40%	Total number of students
CC1	0	2	7	13	8	7	37
CC2	0	3	6	13	12	3	37

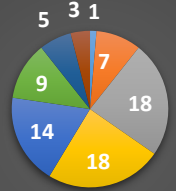
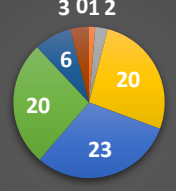
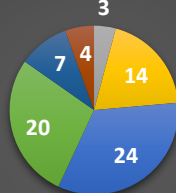


## CC2



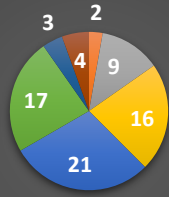
**KHUDIRAM BOSE CENTRAL COLLEGE**  
**DEPARTMENT OF ENGLISH**

**COURSE OUTCOME - 2022-23**

<p style="text-align: center;"><b>Semester 1: CC1</b></p>  <p style="text-align: center;"> <span style="color: blue;">■</span> 0 - 19    <span style="color: orange;">■</span> 20 - 29    <span style="color: gray;">■</span> 30 - 39    <span style="color: yellow;">■</span> 40 - 49  <span style="color: blue;">■</span> 50 - 59    <span style="color: green;">■</span> 60 - 69    <span style="color: blue;">■</span> 70 &amp; above    <span style="color: orange;">■</span> Absent         </p>	<p style="text-align: center;">REMARKS</p> <table border="1" style="width: 100%; border-collapse: collapse;"> <thead> <tr> <th style="width: 50%;">MARKS</th> <th style="width: 50%;">NO.OF STUDENTS</th> </tr> </thead> <tbody> <tr><td>0-19</td><td style="text-align: center;">1</td></tr> <tr><td>20 -29</td><td style="text-align: center;">7</td></tr> <tr><td>30 - 39</td><td style="text-align: center;">18</td></tr> <tr><td>40 - 49</td><td style="text-align: center;">18</td></tr> <tr><td>50 - 59</td><td style="text-align: center;">14</td></tr> <tr><td>60 - 69</td><td style="text-align: center;">9</td></tr> <tr><td>70 &amp; above</td><td style="text-align: center;">5</td></tr> <tr><td>Absent</td><td style="text-align: center;">3</td></tr> <tr><td></td><td style="text-align: center;"><b>75</b></td></tr> </tbody> </table>	MARKS	NO.OF STUDENTS	0-19	1	20 -29	7	30 - 39	18	40 - 49	18	50 - 59	14	60 - 69	9	70 & above	5	Absent	3		<b>75</b>
MARKS	NO.OF STUDENTS																				
0-19	1																				
20 -29	7																				
30 - 39	18																				
40 - 49	18																				
50 - 59	14																				
60 - 69	9																				
70 & above	5																				
Absent	3																				
	<b>75</b>																				
<p style="text-align: center;"><b>Semester 1: CC2</b></p>  <p style="text-align: center;"> <span style="color: blue;">■</span> 0 - 19    <span style="color: orange;">■</span> 20 - 29    <span style="color: gray;">■</span> 30 - 39    <span style="color: yellow;">■</span> 40 - 49  <span style="color: blue;">■</span> 50 - 59    <span style="color: green;">■</span> 60 - 69    <span style="color: blue;">■</span> 70 &amp; above    <span style="color: orange;">■</span> Absent         </p>	<p style="text-align: center;">REMARKS</p> <table border="1" style="width: 100%; border-collapse: collapse;"> <thead> <tr> <th style="width: 50%;">MARKS</th> <th style="width: 50%;">NO.OF STUDENTS</th> </tr> </thead> <tbody> <tr><td>0-19</td><td style="text-align: center;">0</td></tr> <tr><td>20 - 29</td><td style="text-align: center;">1</td></tr> <tr><td>30 - 39</td><td style="text-align: center;">2</td></tr> <tr><td>40 - 49</td><td style="text-align: center;">20</td></tr> <tr><td>50 - 59</td><td style="text-align: center;">23</td></tr> <tr><td>60 - 69</td><td style="text-align: center;">20</td></tr> <tr><td>70 &amp; above</td><td style="text-align: center;">6</td></tr> <tr><td>Absent</td><td style="text-align: center;">3</td></tr> <tr><td></td><td style="text-align: center;"><b>75</b></td></tr> </tbody> </table>	MARKS	NO.OF STUDENTS	0-19	0	20 - 29	1	30 - 39	2	40 - 49	20	50 - 59	23	60 - 69	20	70 & above	6	Absent	3		<b>75</b>
MARKS	NO.OF STUDENTS																				
0-19	0																				
20 - 29	1																				
30 - 39	2																				
40 - 49	20																				
50 - 59	23																				
60 - 69	20																				
70 & above	6																				
Absent	3																				
	<b>75</b>																				
<p style="text-align: center;"><b>Semester 2: CC3</b></p>  <p style="text-align: center;"> <span style="color: blue;">■</span> 0 - 19    <span style="color: orange;">■</span> 20 - 29    <span style="color: gray;">■</span> 30 - 39    <span style="color: yellow;">■</span> 40 - 49  <span style="color: blue;">■</span> 50 - 59    <span style="color: green;">■</span> 60 - 69    <span style="color: blue;">■</span> 70 &amp; above    <span style="color: orange;">■</span> Absent         </p>	<p style="text-align: center;">REMARKS</p> <table border="1" style="width: 100%; border-collapse: collapse;"> <thead> <tr> <th style="width: 50%;">MARKS</th> <th style="width: 50%;">NO.OF STUDENTS</th> </tr> </thead> <tbody> <tr><td>0-19</td><td style="text-align: center;">0</td></tr> <tr><td>20 - 29</td><td style="text-align: center;">0</td></tr> <tr><td>30 - 39</td><td style="text-align: center;">3</td></tr> <tr><td>40 - 49</td><td style="text-align: center;">14</td></tr> <tr><td>50 - 59</td><td style="text-align: center;">24</td></tr> <tr><td>60 - 69</td><td style="text-align: center;">20</td></tr> <tr><td>70 &amp; above</td><td style="text-align: center;">7</td></tr> <tr><td>Not allowed</td><td style="text-align: center;">4</td></tr> <tr><td></td><td style="text-align: center;"><b>72</b></td></tr> </tbody> </table>	MARKS	NO.OF STUDENTS	0-19	0	20 - 29	0	30 - 39	3	40 - 49	14	50 - 59	24	60 - 69	20	70 & above	7	Not allowed	4		<b>72</b>
MARKS	NO.OF STUDENTS																				
0-19	0																				
20 - 29	0																				
30 - 39	3																				
40 - 49	14																				
50 - 59	24																				
60 - 69	20																				
70 & above	7																				
Not allowed	4																				
	<b>72</b>																				



### Semester 2: CC4

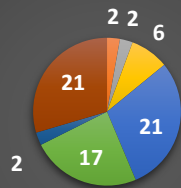


■ 0 - 19    ■ 20 - 29    ■ 30 - 39    ■ 40 - 49  
■ 50 - 59    ■ 60 - 69    ■ 70 & above    ■ Absent

#### REMARKS

MARKS	NO.OF STUDENTS
0 - 19	0
20 - 29	2
30 -39	9
40 - 49	16
50 - 59	21
60 - 69	17
70 & above	3
Not allowed	4
	<b>72</b>

### Semester 3: CC5

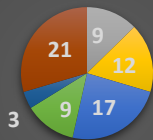


■ 0 - 19    ■ 20 - 29    ■ 30 - 39    ■ 40 - 49  
■ 50 - 59    ■ 60 - 69    ■ 70 & above    ■ Debarred

#### REMARKS

MARKS	NO.OF STUDENTS
0 -19	0
20 - 29	2
29 - 39	2
40 - 49	46
50 - 59	21
60 - 69	17
70 & above	2
Not allowed	21
	<b>71</b>

### Semester 3: CC6

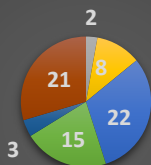


■ 0 - 19    ■ 20 - 29    ■ 30 - 39    ■ 40 - 49  
■ 50 - 59    ■ 60 - 69    ■ 70 & above    ■ Debarred

#### REMARKS

MARKS	NO.OF STUDENTS
0 - 19	0
20 - 29	0
29 - 39	9
40 - 49	12
50 - 59	17
60 - 69	9
70 & above	3
Not allowed	21
	<b>71</b>

### Semester 3: CC7



■ 0 - 19    ■ 20 - 29    ■ 30 - 39    ■ 40 - 49  
■ 50 - 59    ■ 60 - 69    ■ 70 & above    ■ Debarred

#### REMARKS

MARKS	NO.OF STUDENTS
0 – 19	0
20 - 29	0
30 - 39	2
40 - 49	8
50 - 59	22
60 - 69	15
70 & above	3
Not allowed	21
	<b>71</b>

<h3 style="text-align: center;">Semester 3: SEC</h3> <p style="text-align: center;"> <span style="color: blue;">■</span> 0 - 19    <span style="color: orange;">■</span> 20 - 29    <span style="color: grey;">■</span> 30 - 39    <span style="color: yellow;">■</span> 40 - 49  <span style="color: blue;">■</span> 50 - 59    <span style="color: green;">■</span> 60 - 69    <span style="color: blue;">■</span> 70 &amp; above    <span style="color: orange;">■</span> Debarred </p>	<p>REMARKS</p> <table border="1" style="width: 100%;"> <thead> <tr> <th>MARKS</th> <th>NO.OF STUDENTS</th> </tr> </thead> <tbody> <tr><td>0 - 19</td><td>0</td></tr> <tr><td>20 - 29</td><td>0</td></tr> <tr><td>29 - 39</td><td>1</td></tr> <tr><td>40 - 49</td><td>15</td></tr> <tr><td>50 - 59</td><td>24</td></tr> <tr><td>60 - 69</td><td>28</td></tr> <tr><td>70 &amp; above</td><td>2</td></tr> <tr><td>Not allowed</td><td>21</td></tr> <tr><td></td><td><b>71</b></td></tr> </tbody> </table>	MARKS	NO.OF STUDENTS	0 - 19	0	20 - 29	0	29 - 39	1	40 - 49	15	50 - 59	24	60 - 69	28	70 & above	2	Not allowed	21		<b>71</b>
MARKS	NO.OF STUDENTS																				
0 - 19	0																				
20 - 29	0																				
29 - 39	1																				
40 - 49	15																				
50 - 59	24																				
60 - 69	28																				
70 & above	2																				
Not allowed	21																				
	<b>71</b>																				

<h3 style="text-align: center;">Semester 4: CC8</h3> <p style="text-align: center;"> <span style="color: blue;">■</span> 0 - 19    <span style="color: orange;">■</span> 20 - 29    <span style="color: grey;">■</span> 30 - 39    <span style="color: yellow;">■</span> 40 - 49  <span style="color: blue;">■</span> 50 - 59    <span style="color: green;">■</span> 60 - 69    <span style="color: blue;">■</span> 70 &amp; above    <span style="color: orange;">■</span> Debarred </p>	<p>REMARKS</p> <table border="1" style="width: 100%;"> <thead> <tr> <th>MARKS</th> <th>NO.OF STUDENTS</th> </tr> </thead> <tbody> <tr><td>0-19</td><td>0</td></tr> <tr><td>20 - 29</td><td>1</td></tr> <tr><td>29 - 39</td><td>2</td></tr> <tr><td>40 - 49</td><td>9</td></tr> <tr><td>50 - 9</td><td>28</td></tr> <tr><td>60 - 69</td><td>19</td></tr> <tr><td>70 &amp; above</td><td>2</td></tr> <tr><td>Not allowed</td><td>1</td></tr> <tr><td></td><td><b>62</b></td></tr> </tbody> </table>	MARKS	NO.OF STUDENTS	0-19	0	20 - 29	1	29 - 39	2	40 - 49	9	50 - 9	28	60 - 69	19	70 & above	2	Not allowed	1		<b>62</b>
MARKS	NO.OF STUDENTS																				
0-19	0																				
20 - 29	1																				
29 - 39	2																				
40 - 49	9																				
50 - 9	28																				
60 - 69	19																				
70 & above	2																				
Not allowed	1																				
	<b>62</b>																				

<h3 style="text-align: center;">Semester 4: CC9</h3> <p style="text-align: center;"> <span style="color: blue;">■</span> 0 - 19    <span style="color: orange;">■</span> 20 - 29    <span style="color: grey;">■</span> 30 - 39    <span style="color: yellow;">■</span> 40 - 49  <span style="color: blue;">■</span> 50 - 59    <span style="color: green;">■</span> 60 - 69    <span style="color: blue;">■</span> 70 &amp; above    <span style="color: orange;">■</span> Debarred </p>	<p>REMARKS</p> <table border="1" style="width: 100%;"> <thead> <tr> <th>MARKS</th> <th>NO.OF STUDENTS</th> </tr> </thead> <tbody> <tr><td>0 - 19</td><td>0</td></tr> <tr><td>20 - 29</td><td>1</td></tr> <tr><td>30 - 39</td><td>3</td></tr> <tr><td>40 - 49</td><td>23</td></tr> <tr><td>50 - 59</td><td>15</td></tr> <tr><td>60 - 69</td><td>17</td></tr> <tr><td>70 &amp; above</td><td>2</td></tr> <tr><td>Not allowed</td><td>1</td></tr> <tr><td></td><td><b>62</b></td></tr> </tbody> </table>	MARKS	NO.OF STUDENTS	0 - 19	0	20 - 29	1	30 - 39	3	40 - 49	23	50 - 59	15	60 - 69	17	70 & above	2	Not allowed	1		<b>62</b>
MARKS	NO.OF STUDENTS																				
0 - 19	0																				
20 - 29	1																				
30 - 39	3																				
40 - 49	23																				
50 - 59	15																				
60 - 69	17																				
70 & above	2																				
Not allowed	1																				
	<b>62</b>																				

### Semester 4: CC10



■ 0 - 19    ■ 20 - 29    ■ 30 - 39    ■ 40 - 49  
■ 50 - 59    ■ 60 - 69    ■ 70 & above    ■ Debarred

#### REMARKS

MARKS	NO.OF STUDENTS
0 - 19	0
20 - 29	2
30 - 39	4
40 - 49	20
50 - 59	23
60 - 69	12
70 & above	0
Not allowed	1
	<b>62</b>

### Semester 4: SEC

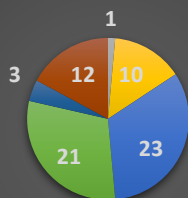


■ 0 - 19    ■ 20 - 29    ■ 30 - 39    ■ 40 - 49  
■ 50 - 59    ■ 60 - 69    ■ 70 & above    ■ Debarred

#### REMARKS

MARKS	NO.OF STUDENTS
0 - 19	3
20 - 29	2
30 - 39	6
40 - 49	24
50 - 59	20
60 - 69	6
70 & above	0
Not allowed	1
	<b>62</b>

### Semester 5: CC11

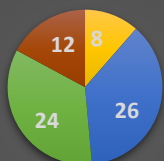


■ 0 - 19    ■ 20 - 29    ■ 30 - 39    ■ 40 - 49  
■ 50 - 59    ■ 60 - 69    ■ 70 & above    ■ Debarred

#### REMARKS

MARKS	NO.OF STUDENTS
0 - 19	0
20 - 29	0
30 - 39	1
40 - 49	10
50 - 59	23
60 - 69	21
70 & above	3
Not allowed	12
	<b>70</b>

### Semester 5: CC12

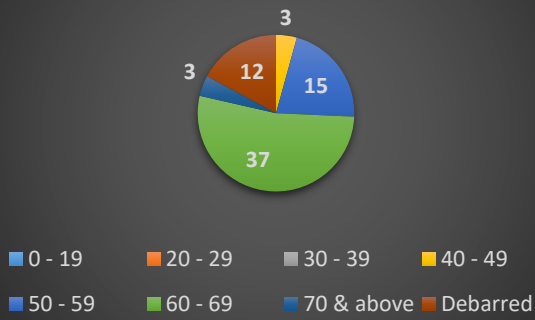


■ 0 - 19    ■ 20 - 29    ■ 30 - 39    ■ 40 - 49  
■ 50 - 59    ■ 60 - 69    ■ 70 & above    ■ Debarred

#### REMARKS

MARKS	NO.OF STUDENTS
0 - 19	0
20 - 29	0
30 - 39	0
40 - 49	8
50 - 59	26
60 - 69	24
70 & above	0
Not allowed	12
	<b>70</b>

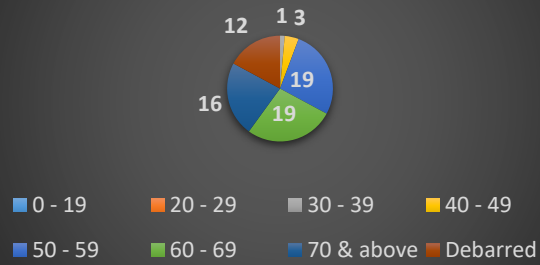
### Semester 5: DSE A



#### REMARKS

MARKS	NO.OF STUDENTS
0 - 19	0
20 - 29	0
30 - 39	0
40 - 49	3
50 - 59	15
60 - 69	37
70 & above	3
Not allowed	12
	<b>70</b>


### Semester 5: DSE B



#### REMARKS

MARKS	NO.OF STUDENTS
0 - 19	0
20 - 29	0
30 - 39	1
40 - 49	3
50 - 59	19
60 - 69	19
70 & above	16
Not allowed	12
	<b>70</b>

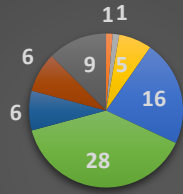
### Semester 6: CC13



#### REMARKS

MARKS	NO.OF STUDENTS
0 - 19	0
20 - 29	2
30 - 39	3
40 - 49	3
50 - 59	20
60 - 69	25
70 & above	3
SNC	6
Did not appear	9
	<b>72</b>

### Semester 6: CC14

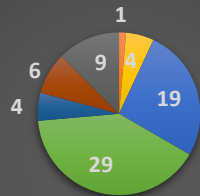


- 0 - 19
- 20 - 29
- 30 - 39
- 40 - 49
- 50 - 59
- 60 - 69
- 70 & above
- Semester not cleared
- Did not appear

#### REMARKS

MARKS	NO.OF STUDENTS
0 - 19	0
20 - 29	1
30 - 39	1
40 - 49	5
50 - 59	16
60 - 69	28
70 & above	6
SNC	6
Did not appear	9
	<b>72</b>

### Semester 6: DSE A



- 0 - 19
- 20 - 29
- 30 - 39
- 40 - 49
- 50 - 59
- 60 - 69
- 70 & above
- Semester not cleared
- Did not appear

#### REMARKS

MARKS	NO.OF STUDENTS
0 - 19	0
20 - 29	1
30 - 39	0
40 - 49	4
50 - 59	19
60 - 69	29
70 & above	4
SNC	6
Did not appear	9
	<b>72</b>

### Semester 6: DSE B

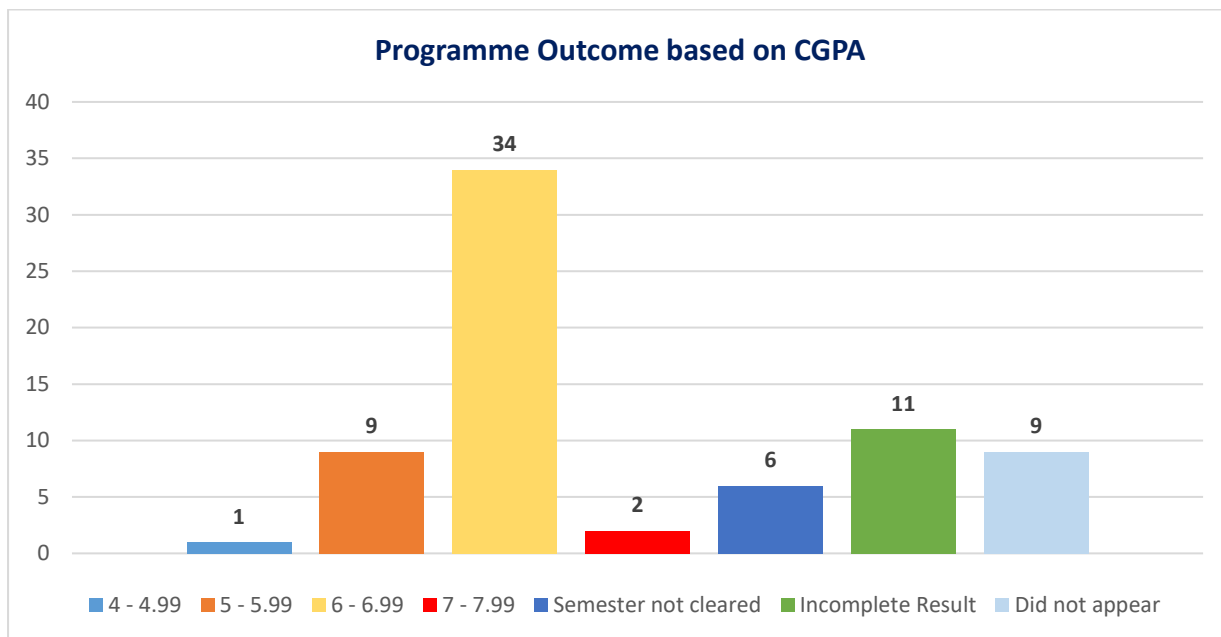


- 0 - 19
- 20 - 29
- 30 - 39
- 40 - 49
- 50 - 59
- 60 - 69
- 70 & above
- Semester not cleared
- Did not appear

#### REMARKS

MARKS	NO.OF STUDENTS
0 - 19	0
20 - 29	2
30 - 39	2
40 - 49	8
50 - 59	19
60 - 69	17
70 & above	9
SNC	6
Did not appear	9
	<b>72</b>

## PROGRAMME OUTCOME BASED ON SEMESTER 6 CGPA – 2022-23



CGPA	4 – 4.99	5 – 5.99	6 – 6.99	7 – 7.99	Semester Not Cleared (SNC)	Incomplete Result	Did not appear
NO. OF STUDENTS	1	9	34	2	6	11	9

As per the data above, the total number of students who graduated in the year 2023 is 45 in number. The 11 students under the incomplete result, have not cleared their result due to backlog in previous semesters, 9 students did not appear for reasons related to health, job interviews and family problems.

**DEPARTMENT OF ENGLISH  
KHUDIRAM BOSE CENTRAL COLLEGE**

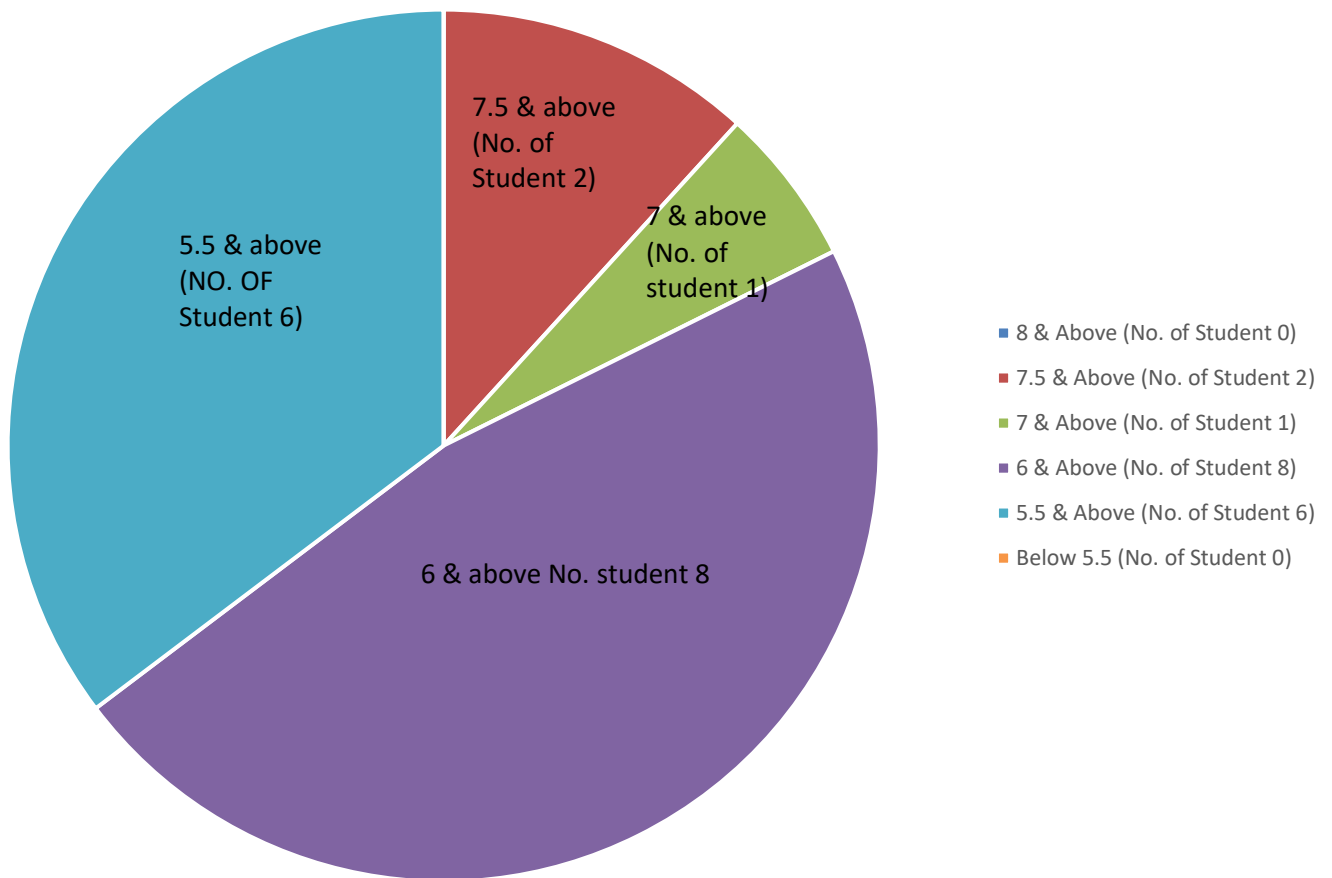
**2022-2023**

## 6th Semester Honours

Department of Hindi

### Programme Outcome

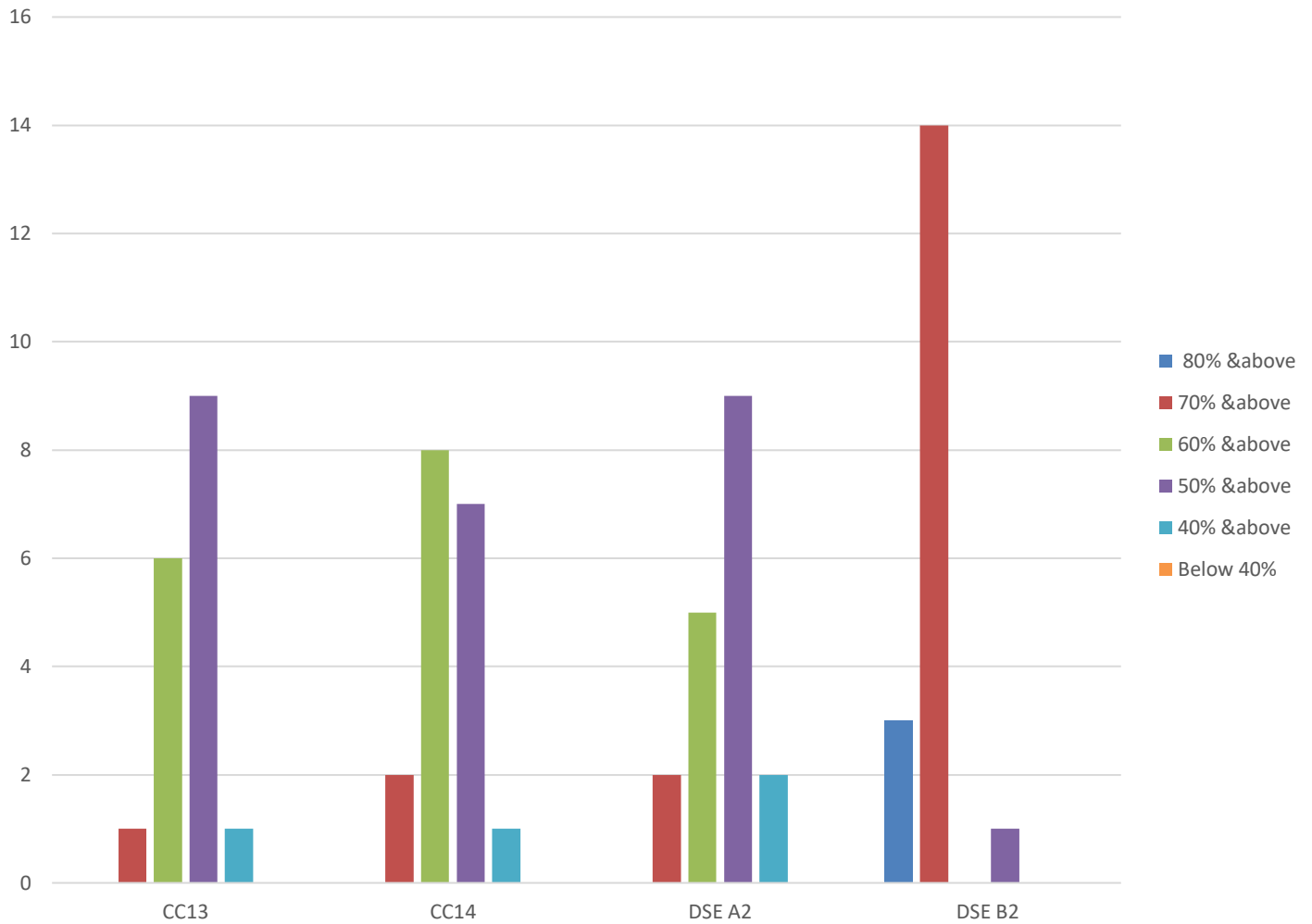
SGPA



SGPA	8 & Above	7.5 & Above	7 & Above	6 & Above	5.5 & Above	Below 5.5	Total No. of Students
Number of students	0	2	1	8	6	0	17+1 F in Th.

# 6th Semester Honours

## Course Outcome



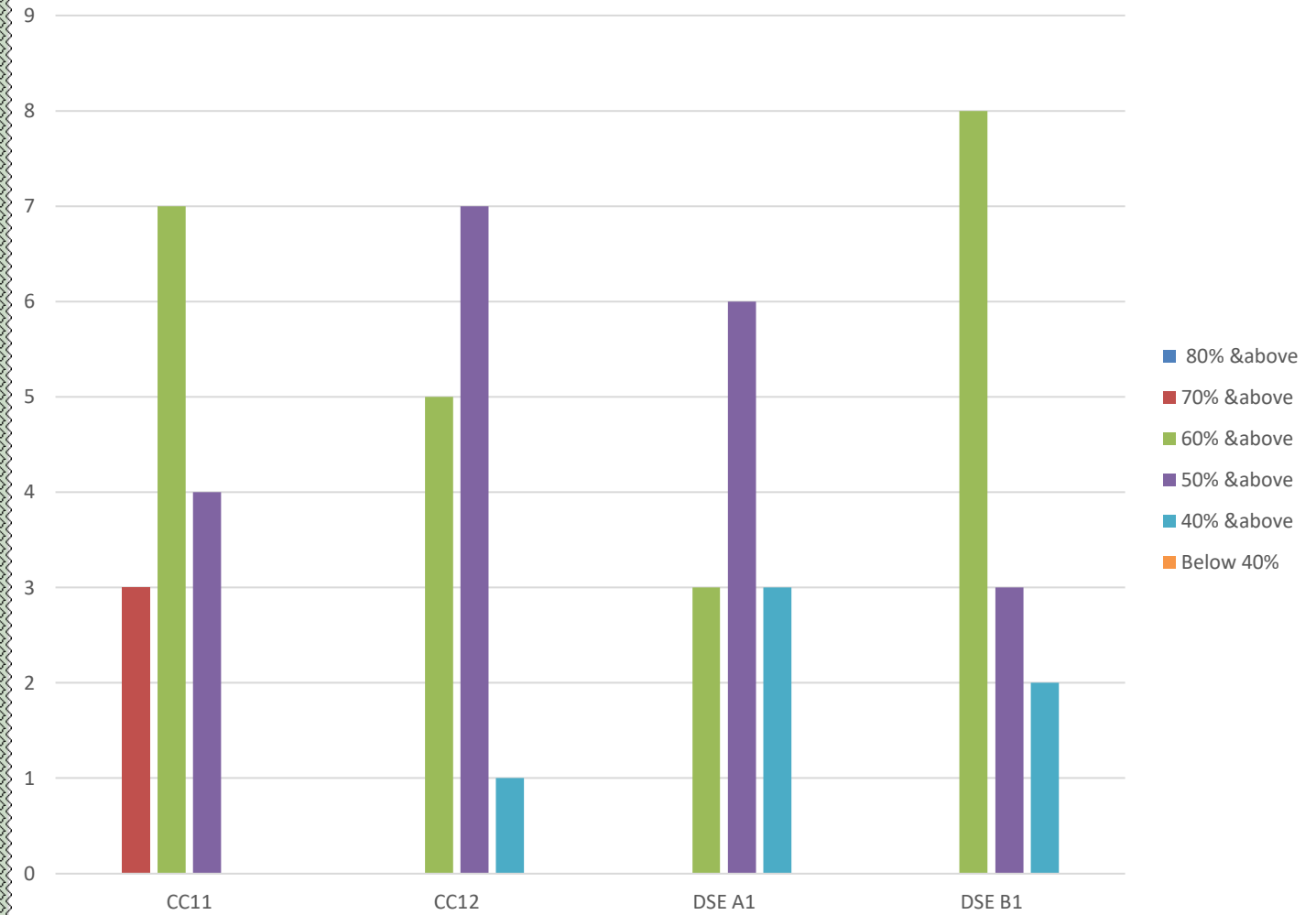
Course Name	80% & above	70% & above	60% & above	50% & above	40% & above	Below 40%	Total No. of students
CC13	0	1	6	9	1	0	17+1 F in Th.
CC14	0	2	8	7	1	0	18
DSE A2	0	2	5	9	2	0	18
DSE B2	3	14	0	1	0	0	18



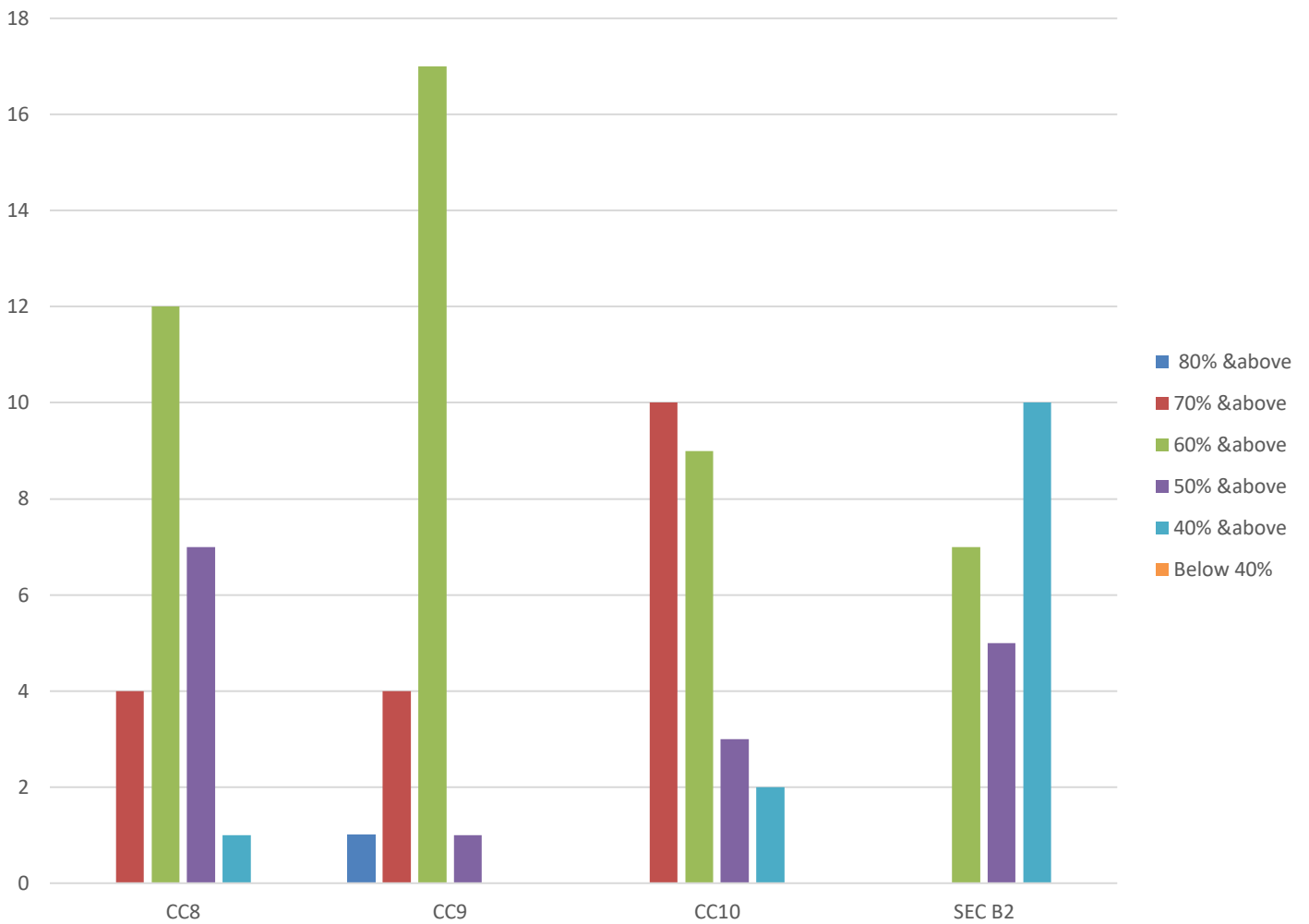
**2022-2023**

## 5th Semester Honours

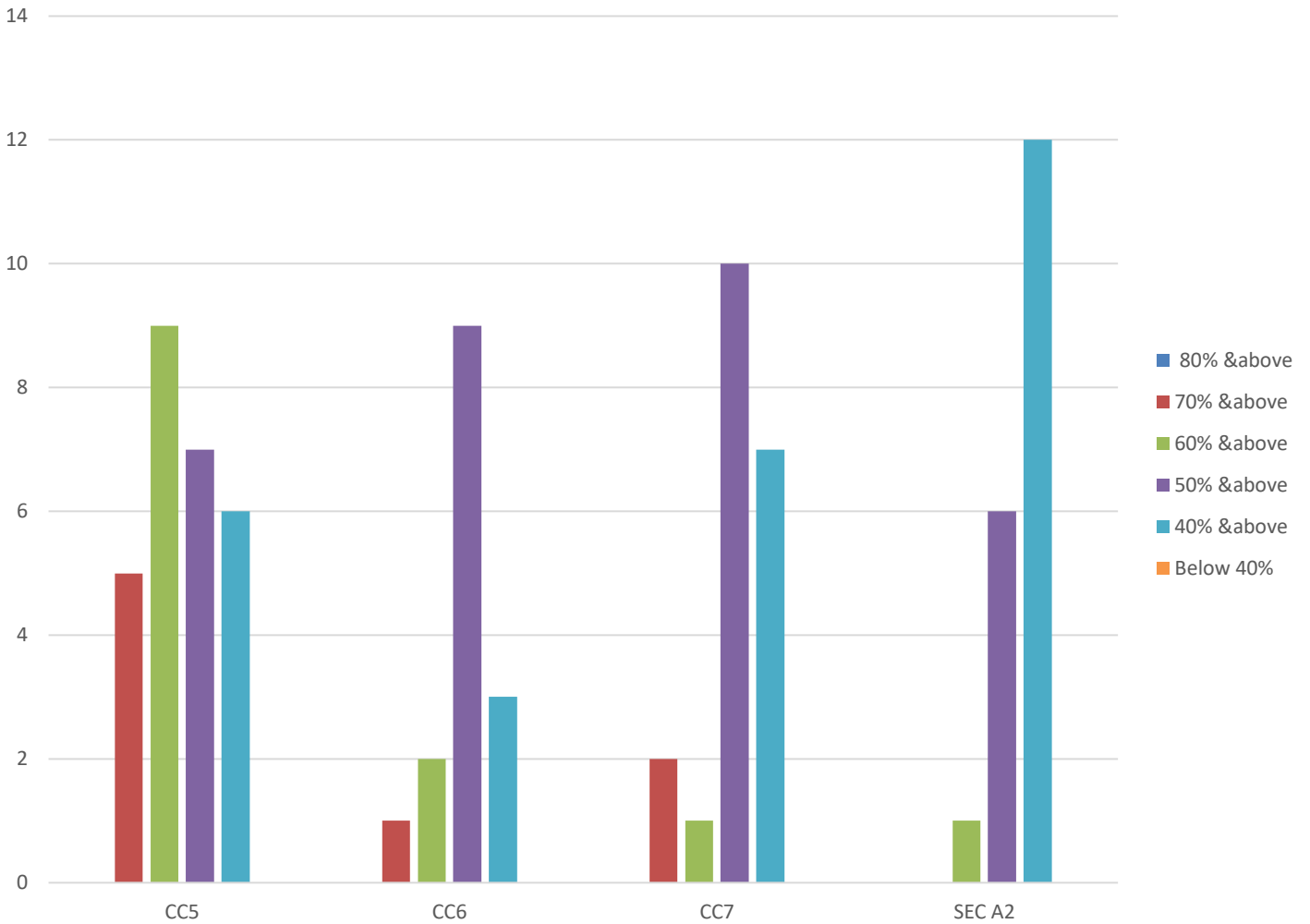
### Department of Hindi



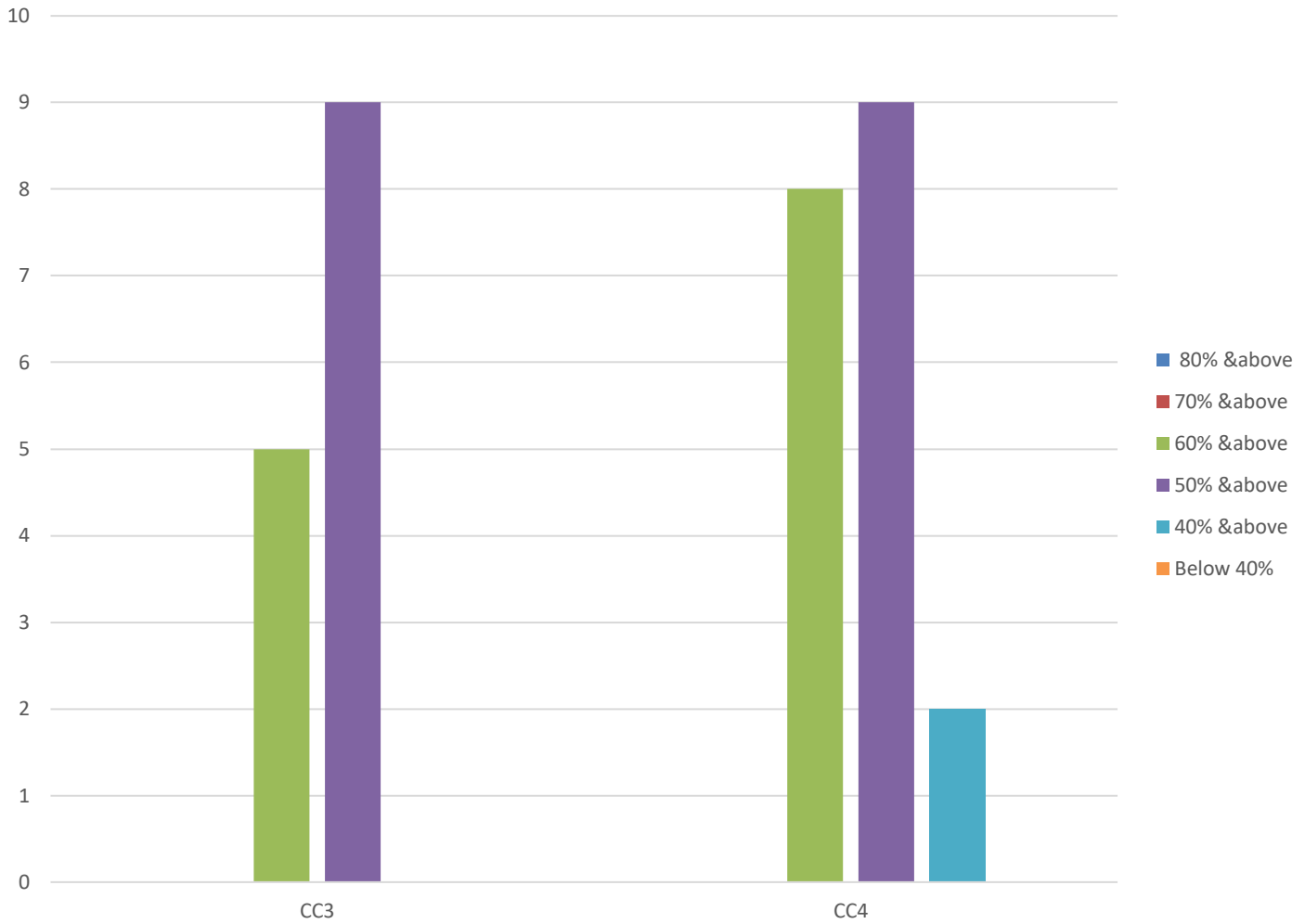
Course Name	80% &above	70% &above	60% &above	50% &above	40% &above	Below 40%	Total No. of students
CC11	0	3	7	4	0	0	14
CC12	0	0	5	7	1	0	13+1 F in Th.
DSE A1	0	0	3	6	3	0	12+2 F in Th.
DSE B1	0	0	8	3	2	0	13+1 F in Th.



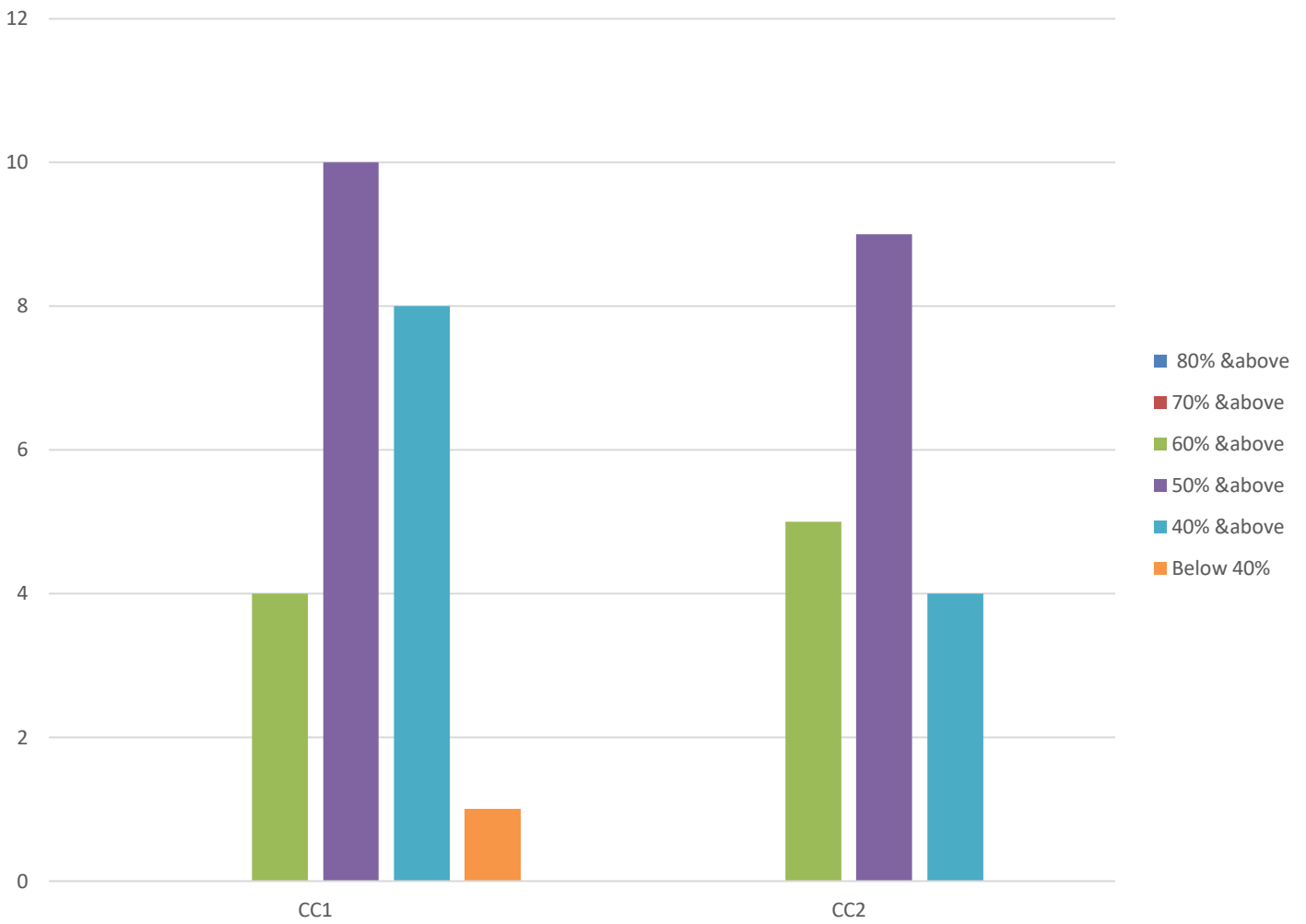
Course Name	80% &above	70% &above	60% &above	50% &above	40% &above	Below 40%	Total No. of students
CC8	0	4	12	7	1	0	24
CC9	1	4	17	1	0	0	23+1 F in Th.
CC10	0	10	9	3	2	0	24



Course Name	80% &above	70% &above	60% &above	50% &above	40% &above	Below 40%	Total No. of students
CC5	0	5	9	7	6	0	27
CC6	0	1	2	9	3	0	15+12 F in Th.
CC7	0	2	1	10	7	0	20+7 F in Th.
SEC A2	0	0	1	6	12	0	19+8 F in Th.



Course Name	80% &above	70% &above	60% &above	50% &above	40% &above	Below 40%	Total No. of students
CC3	0	0	5	9	0	0	14+11 F in Th.



Course Name	80% &above	70% &above	60% &above	50% &above	40% &above	Below 40%	Total No. of students
CC1	0	0	4	10	8	1	23+4 F in Th.
CC2	0	0	5	9	4	0	18+9 F in Th.



**KHUDIRAM BOSE CENTRAL COLLEGE**

**REPORT ON PROGRAMME OUTCOMES  
& COURSE OUTCOMES  
(ACADEMIC SESSION 2022-2023)**

**DEPARTMENT OF HISTORY**

## **List of Tables & Charts**

**Table 1: Table of Marks for Semester I (History)**

**Chart 1: Course outcome of SEM - I Honours (History)**

**Table 2: Table of Marks for Semester II (History)**

**Chart 2: Course outcome of SEM - II Honours (History)**

**Table 3: Table of Marks for Semester III (History)**

**Chart 3: Course outcome of SEM - III Honours (History)**

**Table 4: Table of Marks for Semester IV (History)**

**Chart 4: Course outcome of SEM - IV Honours (History)**

**Table 5: Table of Marks for Semester V (History)**

**Chart 5: Course outcome of SEM - V Honours (History)**

**Table 6: Table of Marks for Semester VI (History)**

**Chart 6: Course outcome of SEM - VI Honours (History)**

**Table 7: Programme outcome in terms of CGPA for SEM – VI (History)**

**Chart 7: Programme outcome in terms of CGFPA for SEM - VI (History)**



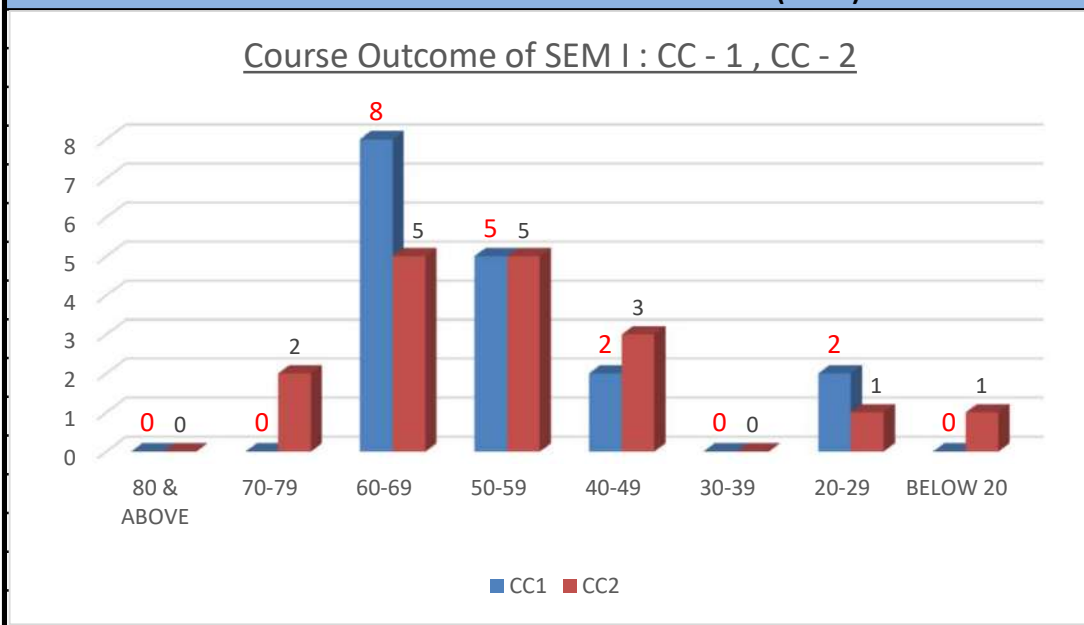
**DEPARTMENT- HISTORY**  
**SEMESTER-I (HONOURS)**  
**COURSE OUTCOME FOR ACADEMIC YEAR 2022-2023**

**No of students appeared for examination : 17**

**Table 1 : Course outcome of SEM - I honours (Table)**

RANGE OF MARKS	NO OF STUDENTS		
	CC - 1	CC - 2	NOT CLEARED
80 & ABOVE	0	0	<b>2(CC1)</b> <b>2(CC2)</b>
70-79	0	2	
60-69	8	5	
50-59	5	5	
40-49	2	3	
30-39	0	0	
20-29	2	1	
BELOW 20	0	1	
<b>TOTAL</b>	<b>17</b>	<b>17</b>	

**Chart 1 : Course outcome of SEM - I honours (Chart)**



**DEPARTMENT- HISTORY**  
**SEMESTER-II (HONOURS)**  
**COURSE OUTCOME FOR ACADEMIC YEAR 2022-2023**

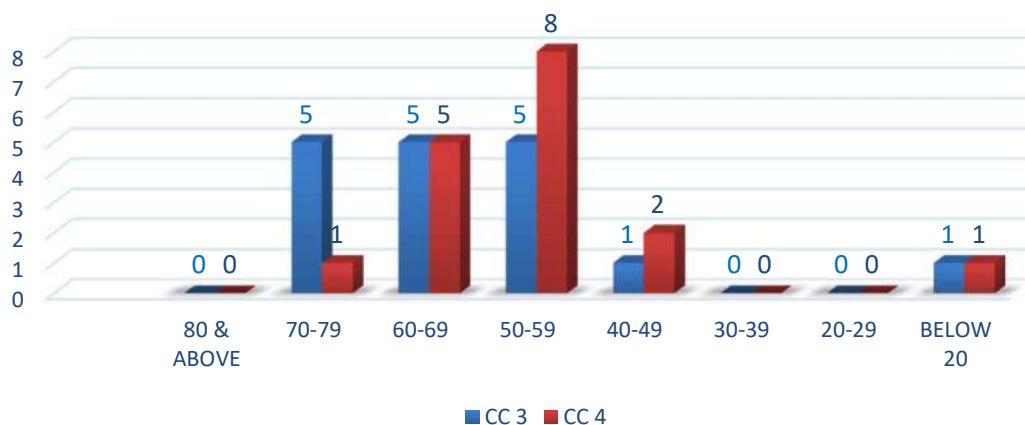
**No of students appeared for examination : 17**

**Table 2 : Course outcome of SEM -II honours (Table)**

RANGE OF MARKS	NO OF STUDENTS		
	CC - 3	CC - 4	NOT CLEARED
80 & ABOVE	0	0	2 ( CC - 3 ) 1 ( CC - 4 )
70-79	5	1	
60-69	5	5	
50-59	5	8	
40-49	1	2	
30-39	0	0	
20-29	0	0	
BELOW 20	1	1	
<b>TOTAL</b>	<b>17</b>	<b>17</b>	

**Chart 2 : Couse outcome of SEM - II honours (Chart)**

Course Outcome of SEM II : CC - 3 , CC - 4



**DEPARTMENT- HISTORY**  
**SEMESTER-III (HONOURS)**  
**COURSE OUTCOME FOR ACADEMIC YEAR 2022-2023**

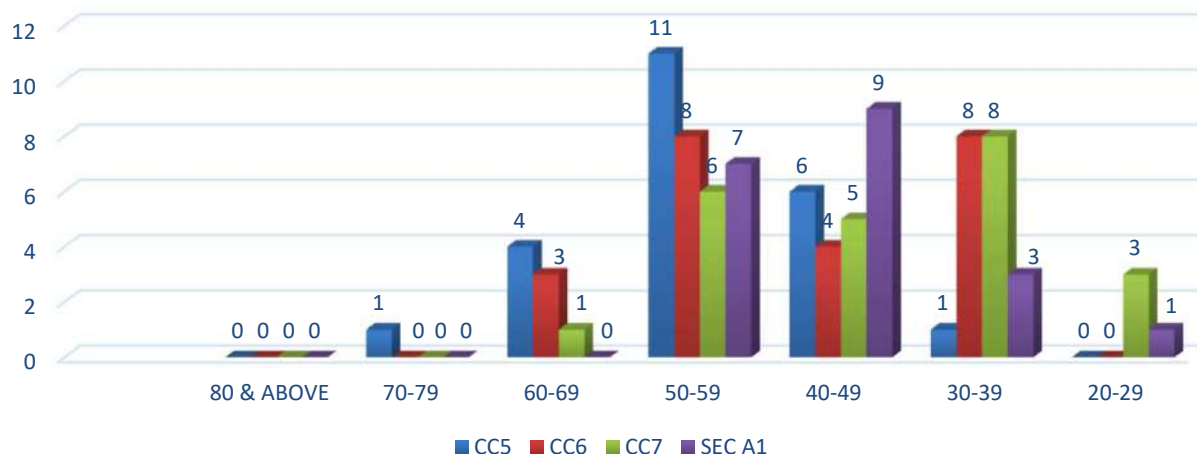
No of students appeared for examination : 23

**Table 3 : Course outcome of SEM -III honours (Table)**

RANGE OF MARKS	NO OF STUDENTS				NOT CLEARED
	CC - 5	CC - 6	CC - 7	SEC A1	
80 & ABOVE	0	0	0	0	1 (CC5) 9 (CC6) 9 (CC7) 5 (SEC A1)
70-79	1	0	0	0	
60-69	4	3	1	0	
50-59	11	8	6	7	
40-49	6	4	5	9	
30-39	1	8	8	3	
20-29	0	0	3	1	
<b>TOTAL</b>	<b>23</b>	<b>23</b>	<b>23</b>	<b>23</b>	

**Chart 3 : Course outcome of SEM - III honours (Chart)**

**Course Outcome of SEM III : CC - 5 , CC - 6 , CC - 7 ,  
SEC A1**



**DEPARTMENT- HISTORY**  
**SEMESTER-IV (HONOURS)**  
**COURSE OUTCOME FOR ACADEMIC YEAR 2022-2023**

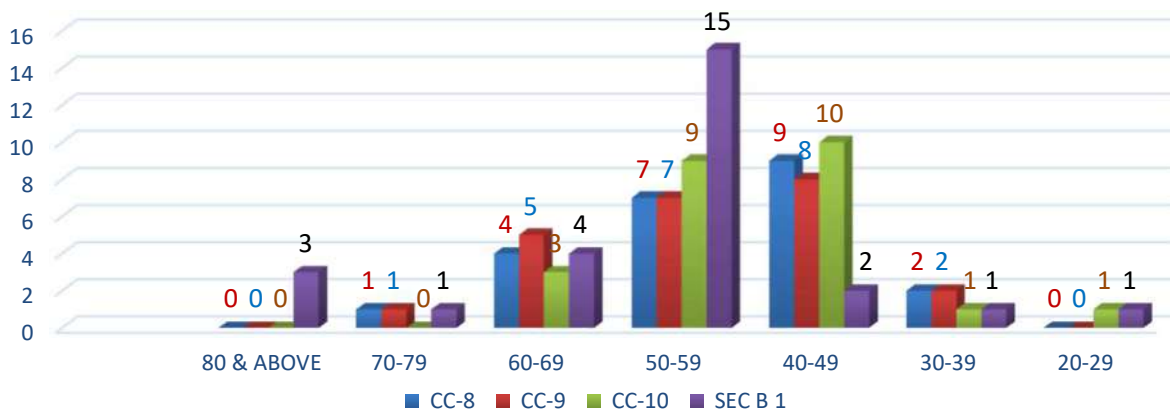
No of students appeared for examination : 23

**Table 4 : Course outcome of SEM - IV honours (Table)**

RANGE OF MARKS	NO OF STUDENTS				
	CC - 8	CC - 9	CC - 10	SEC - B1	NOT CLEARED
80 & ABOVE	0	0	0	0	7( CC - 8) , 4 (CC9) 4(CC - 10) 1(SEC B1)
70-79	1	1	0	1	
60-69	4	5	3	4	
50-59	7	7	9	15	
40-49	9	8	10	2	
30-39	2	2	1	0	
20-29	0	0	0	1	
<b>TOTAL</b>	<b>23</b>	<b>23</b>	<b>23</b>	<b>23</b>	

**Chart 4 : Course outcome of SEM - IV honours (Chart)**

**Course Outcome of SEM IV : CC - 8 , CC - 9 , CC - 10 , SEC B1**



**DEPARTMENT- HISTORY**  
**SEMESTER-V (HONOURS)**  
**COURSE OUTCOME FOR ACADEMIC YEAR 2022-2023**

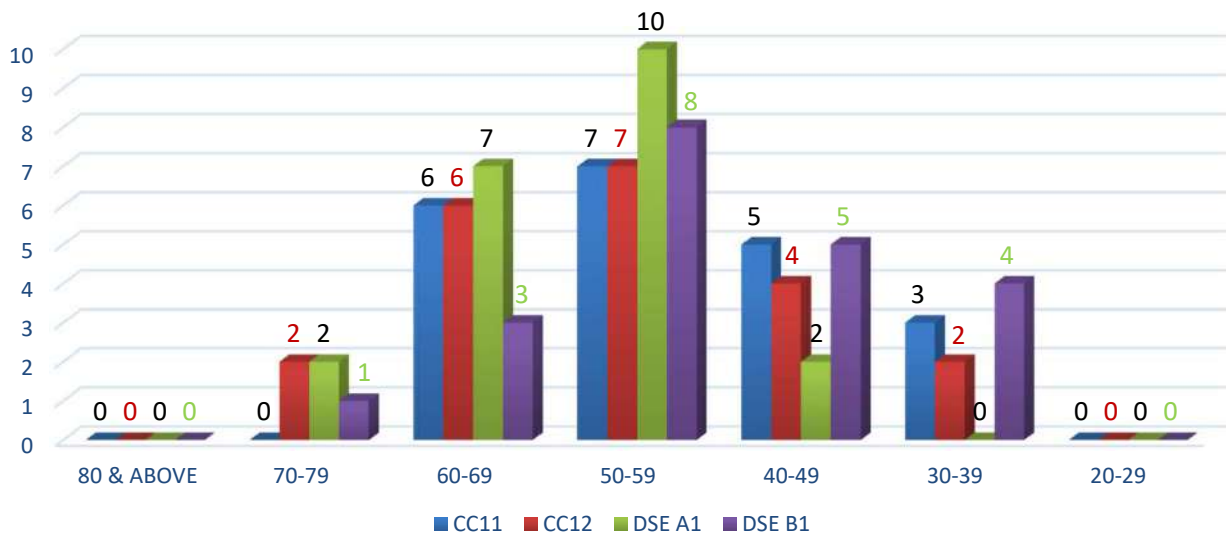
No of students appeared for examination : 21

Table 5 : Course outcome of SEM - V honours (Table)

RANGE OF MARKS	NO OF STUDENTS				
	CC - 11	CC - 12	DSE A1	DSE B1	NOT CLEARED
80 & ABOVE	0	0	0	0	4 (CC11), 3(CC12), 4(DSE B1)
70-79	0	2	2	1	
60-69	6	6	7	3	
50-59	7	7	10	8	
40-49	5	4	2	5	
30-39	3	2	0	4	
20-29	0	0	0	0	
<b>TOTAL</b>	<b>21</b>	<b>21</b>	<b>21</b>	<b>21</b>	

Chart 5 : Course outcome of SEM - V honours (Chart)

**Course Outcome of SEM V : CC - 11 , CC - 12 , DSE A1 ,  
DSE B1**



**DEPARTMENT- HISTORY**  
**SEMESTER-VI (HONOURS)**  
**COURSE OUTCOME FOR ACADEMIC YEAR 2022-2023**

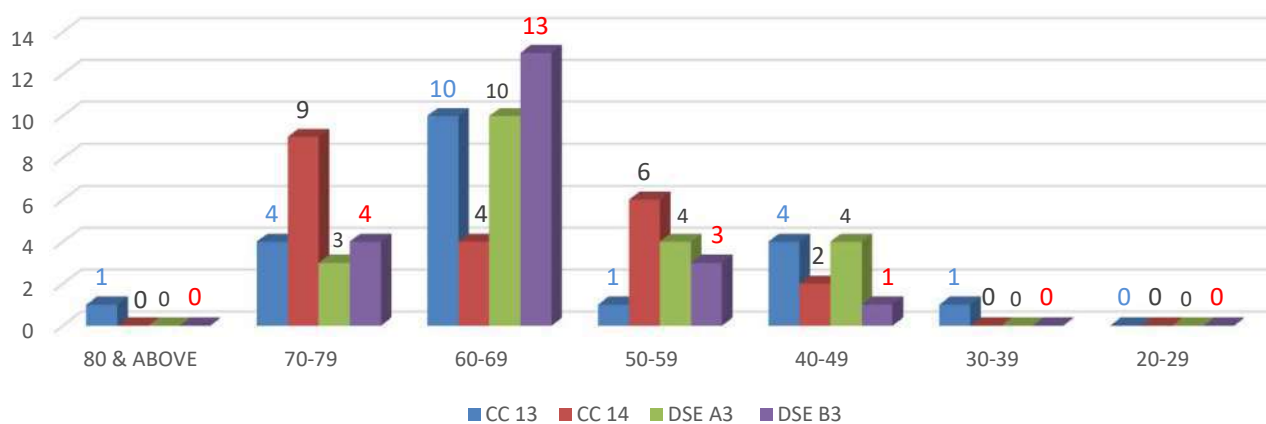
No of students appeared for examination : 21

**Table 6 : Course outcome of SEM - VI honours (Table)**

RANGE OF MARKS	NO OF STUDENTS				
	CC - 13	CC - 14	DSE A3	DSE B3	NOT CLEARED
80 & ABOVE	1	0	0	0	<b>3 (CC - 13 ) 1 (DSE B3)</b>
70-79	4	9	3	4	
60-69	10	4	10	13	
50-59	1	6	4	3	
40-49	4	2	4	1	
30-39	1	0	0	0	
20-29	0	0	0	0	
<b>TOTAL</b>	<b>21</b>	<b>21</b>	<b>21</b>	<b>21</b>	

**Chart 6 : Course outcome of SEM - VI honours (Chart)**

**Course Outcome of SEM VI : CC - 13 , CC - 14 , DSE A3 , DSE B3**



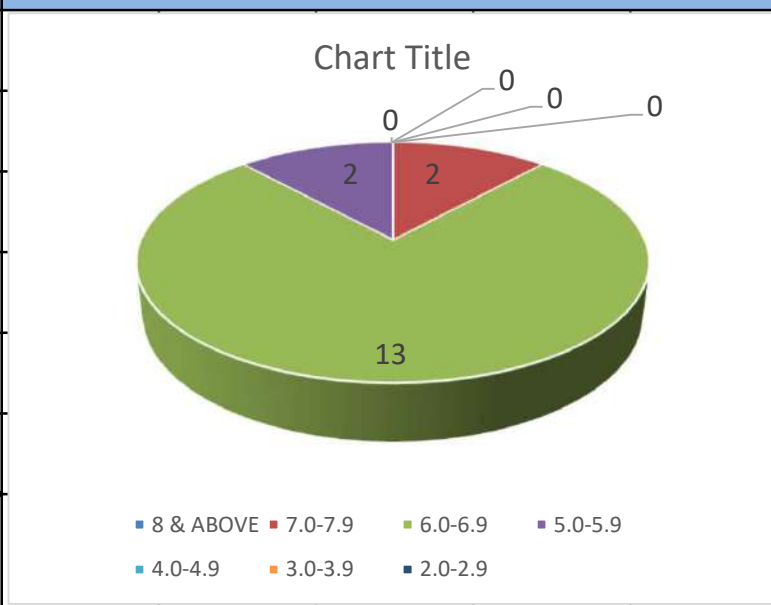
**DEPARTMENT-HISTORY  
SEMESTER-VI(HONOURS)  
PROGRAMME OUTCOME FOR ACADEMIC SESSION 2022-2023**

**NO OF STUDENTS APPEARED FOR EXAMINATION: 21**

**Table 7 : Programme outcome in terms of CGPA for SEM - VI (Honours)**

CGPA	No of Students
8.0 & ABOVE	0
7.0 -7.9	2
6.0-6.9	13
5.0-5.9	2
4.0-4.9	0
3.0-3.9	0
<b>PROGRAMME NOT CLEARED</b>	<b>4</b>

**Chart 7 : Progrmme outcome in terms of CGFPA for SEM - VI (Honours)**

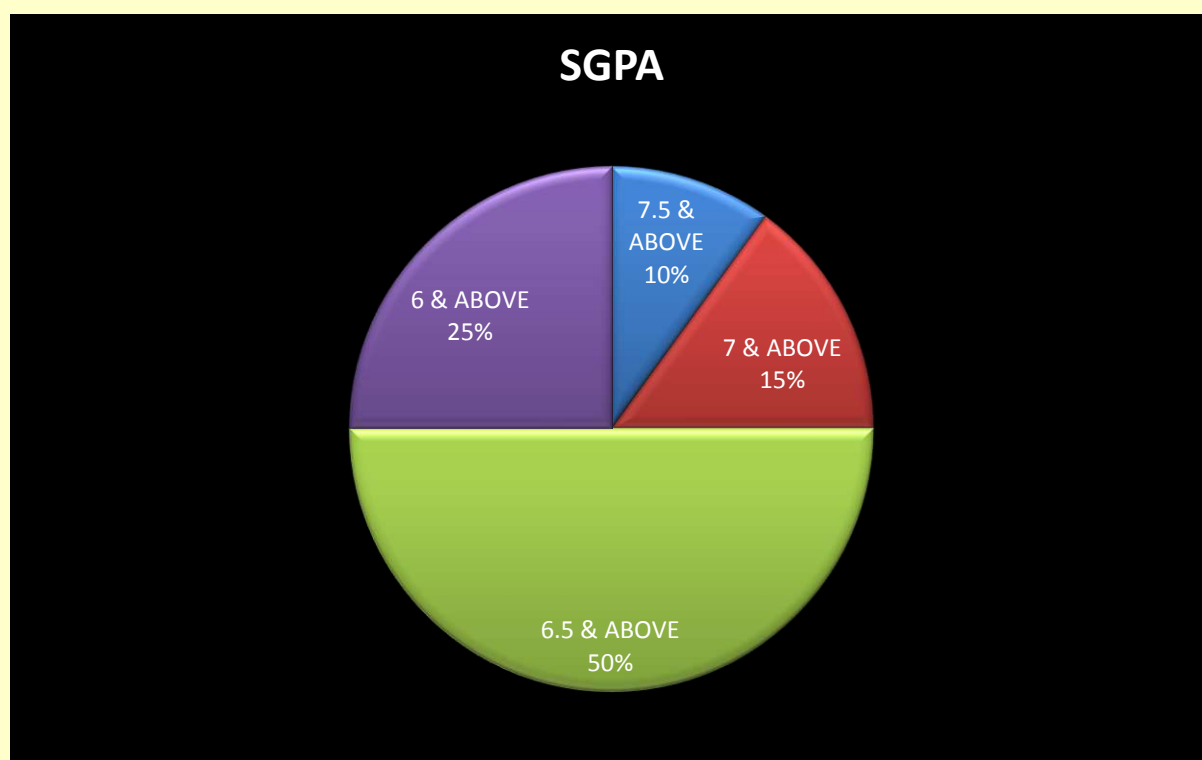


**2022-2023**(Result published on 25/08/2023)

**6<sup>th</sup> SEMESTER HONS.**

**JOURNALISM & MASS COMMUNICATION**

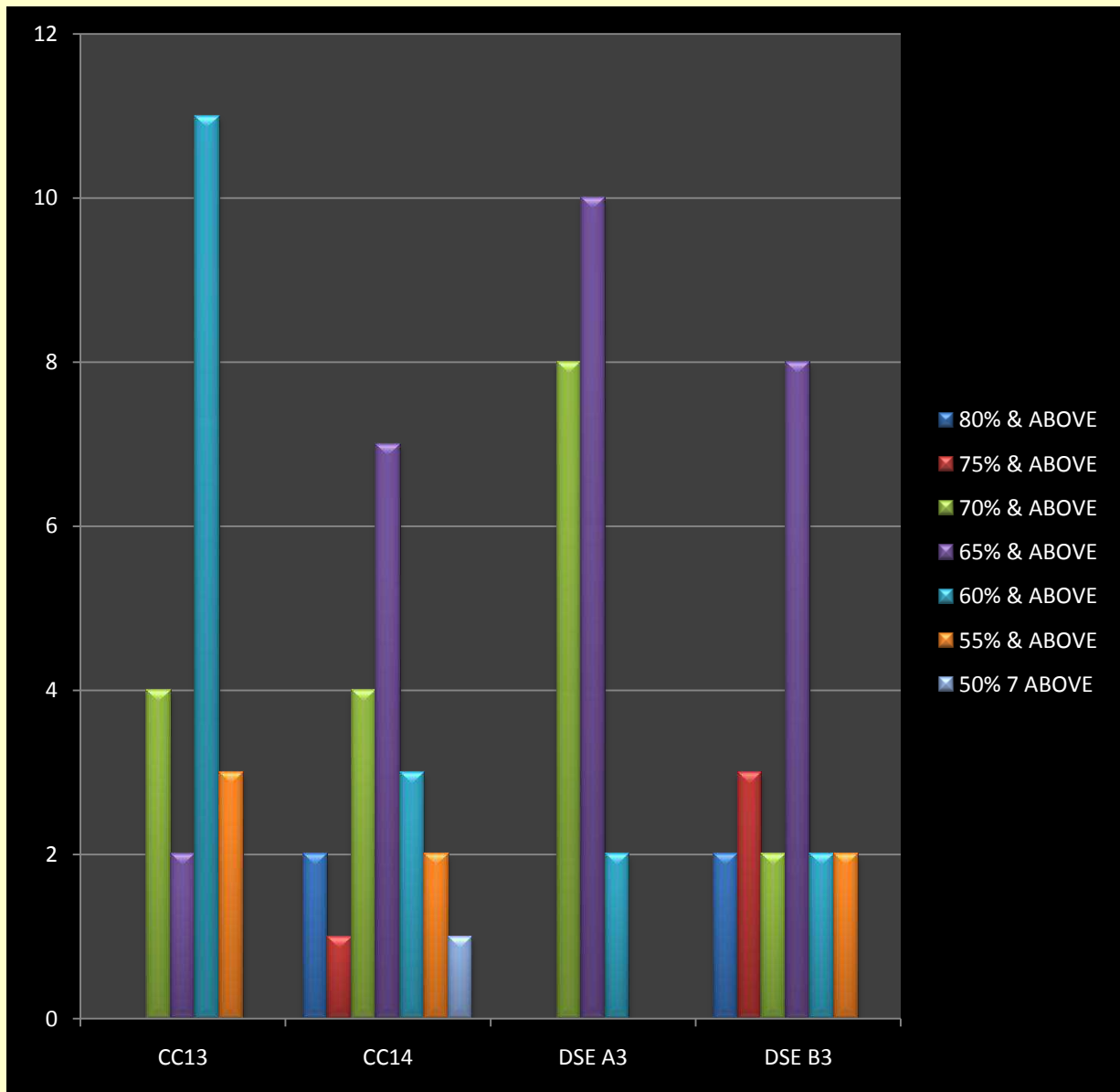
**PROGRAMME OUTCOME**



NAME OF THE PROGRAMME	SGPA					
	7.5 & ABOVE	7 & ABOVE	6.5 & ABOVE	6 & ABOVE	5.5 & ABOVE	TOTAL
6 <sup>TH</sup> SEMESTER HONS.	2	3	10	5	0	20



## COURSE OUTCOME



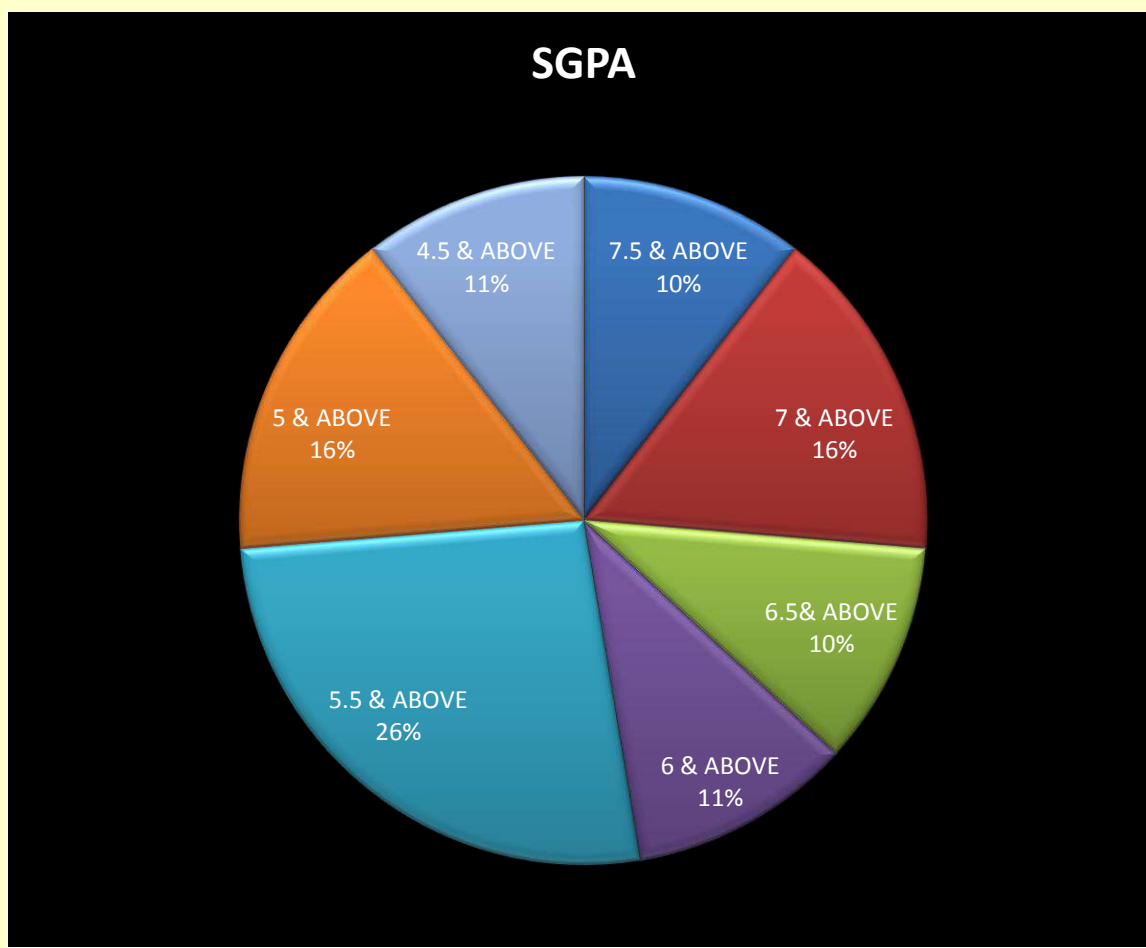
NAME OF THE COURSE	80% & ABOVE	75% & ABOVE	70% & ABOVE	65% & ABOVE	60% & ABOVE	55% & ABOVE	50% & ABOVE	TOTAL
CC13	0	0	4	2	11	3	0	20
CC14	2	1	4	7	3	2	1	20
DSE A3	0	0	8	10	2	0	0	20
DSE B3	2	3	3	8	2	2	0	20

**2022-2023**(Result published on 03/05/2023)

**5<sup>TH</sup> SEMESTER HONS.**

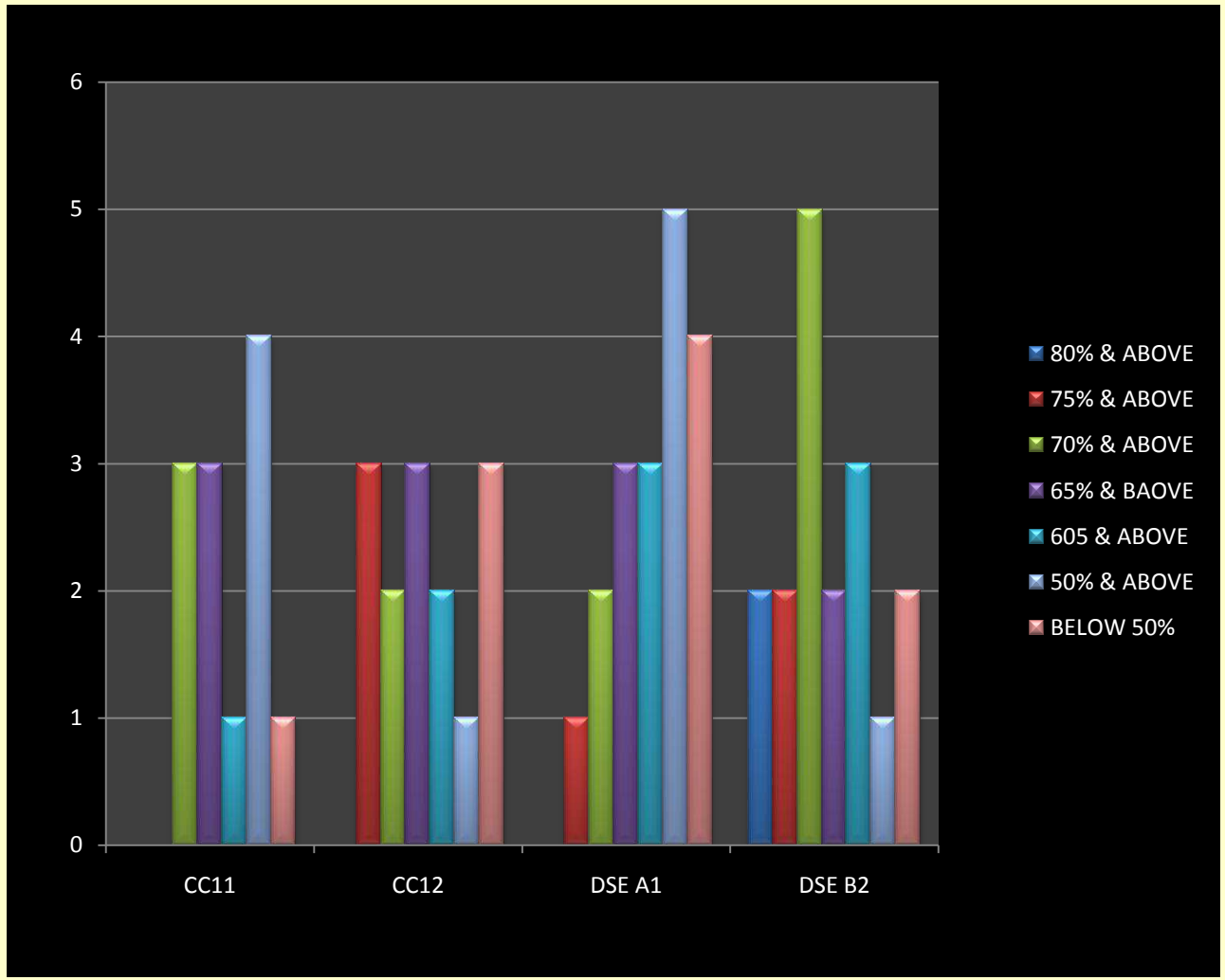
**JOURNALISM & MASS COMMUNICATION**

**PROGRAMME OUTCOME**



NAME OF THE PROGRAMME	SGPA							TOTAL
	7.5 & ABOVE	7 & ABOVE	6.5 & ABOVE	6 & ABOVE	5.5 & ABOVE	5 & ABOVE	4.5 & ABOVE	
5 <sup>TH</sup> SEMESTER HONS.	2	3	2	2	5	3	2	19

# COURSE OUTCOME



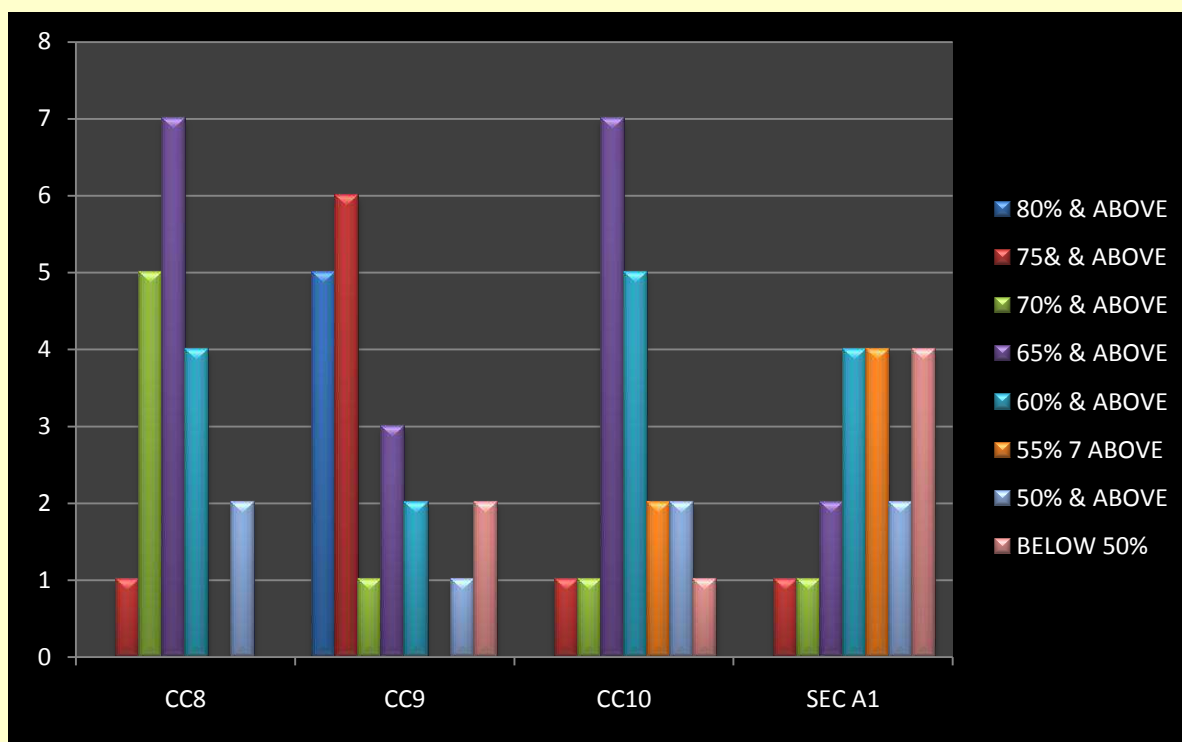
NAME OF THE COURSE	80% & ABOVE	75% & ABOVE	70% & ABOVE	65% & ABOVE	60% & ABOVE	55% & ABOVE	50% & ABOVE	BELOW 50%	TOTAL
CC11	0	0	3	3	1	7	4	1	20(1 F in TH)
CC12	0	3	2	3	2	5	1	3	20(1 F in TH)
DSE A1	0	1	2	3	3	2	5	4	20
DSE B2	2	2	5	2	3	3	1	2	20

**2022-2023**(Result published on 26/09/2023)

**4<sup>TH</sup> SEMESTER HONS.**

**JOURNALISM & MASS COMMUNICATION**

**COURSE OUTCOME**



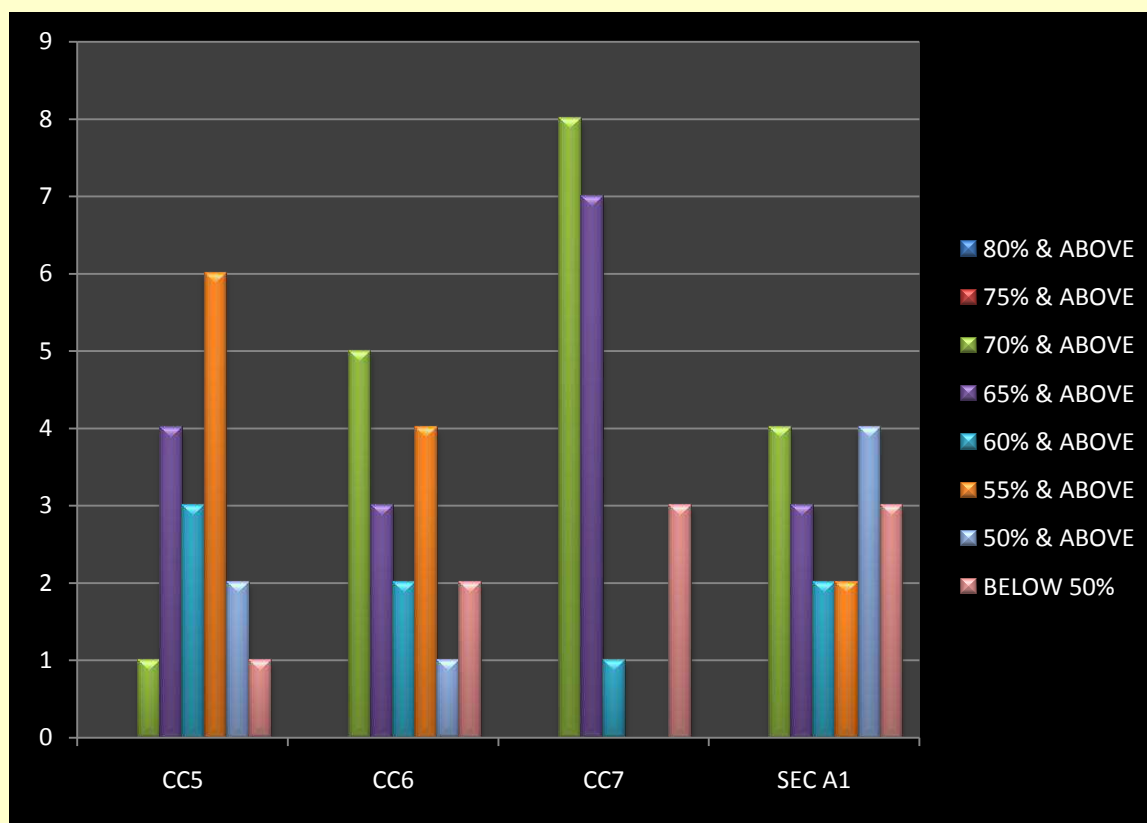
NAME OF THE COURSE	80% & ABOVE	75% & ABOVE	70% & ABOVE	65% & ABOVE	60% & ABOVE	55% & ABOVE	50% & ABOVE	BELOW 50%	TOTAL
CC8	0	1	5	7	4	0	2	0	19+1 F in TH
CC9	5	6	1	3	2	0	1	2	20
CC10	0	1	1	7	5	2	2	1	19+1 F in TH
SEC B1	0	1	1	2	4	4	2	4	18+2 F in TH

**2022-2023**(Result published on 09/06/2023)

**3<sup>RD</sup> SEMESTER HONS.**

**JOURNALISM & MASS COMMUNICATION**

**COURSE OUTCOME**



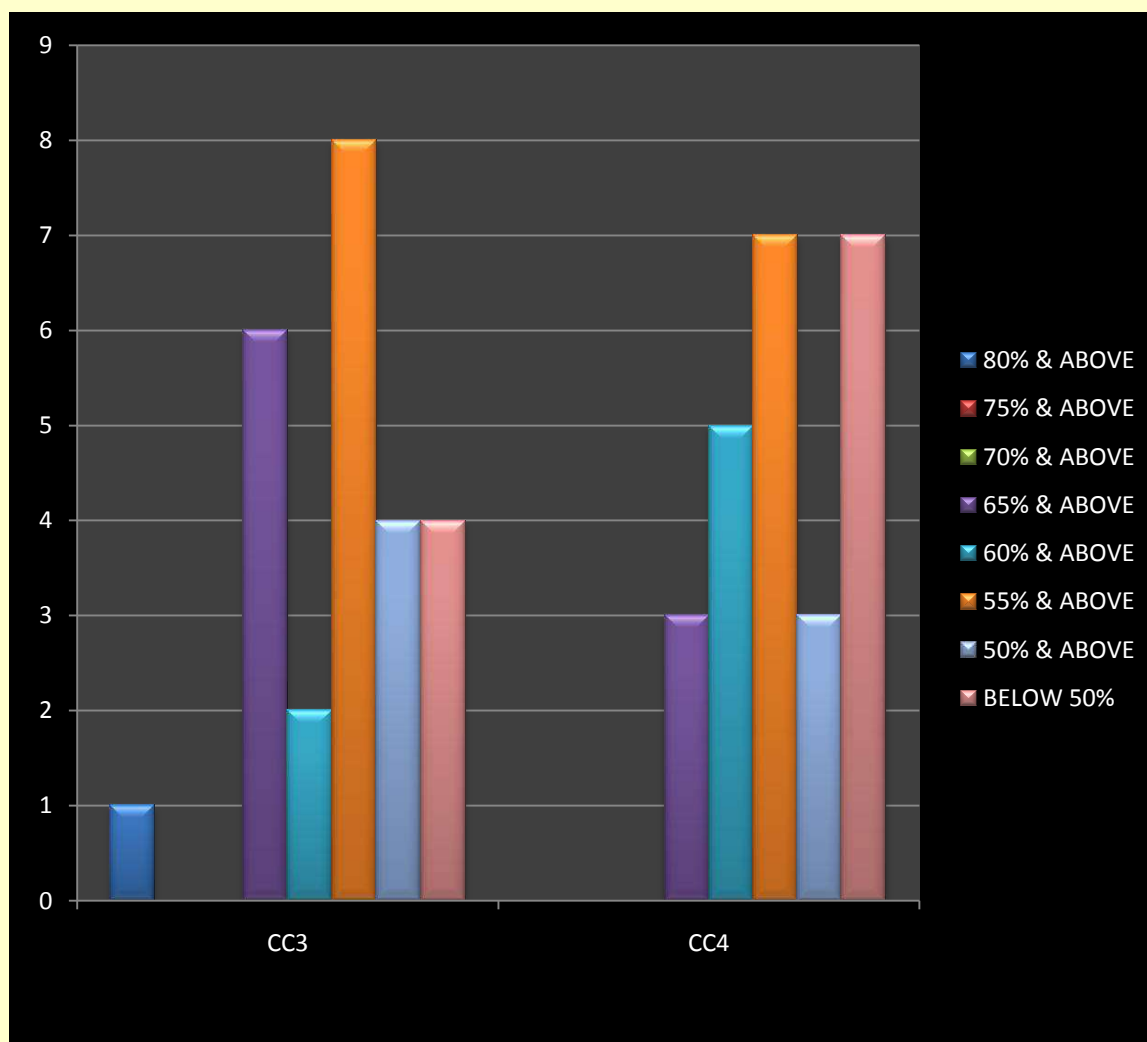
NAME OF THE COURSE	80% & ABOVE	75% & ABOVE	70% & ABOVE	65% & ABOVE	60% & ABOVE	55% & ABOVE	50% & ABOVE	BELOW 50%	TOTAL
CC5	0	0	1	4	3	6	2	1	18+ 1 F in TH
CC6	0	0	5	3	2	4	1	2	17+ 2 F in TH
CC7	0	0	8	7	1	0	0	3	19
SEC A1	0	0	4	3	2	2	4	3	18+ 1 F in TH

**2021-2022**(Result published on 30/112023)

**2<sup>ND</sup> SEMESTER HONS.**

**JOURNALISM & MASS COMMUNICATION**

**COURSE OUTCOME**



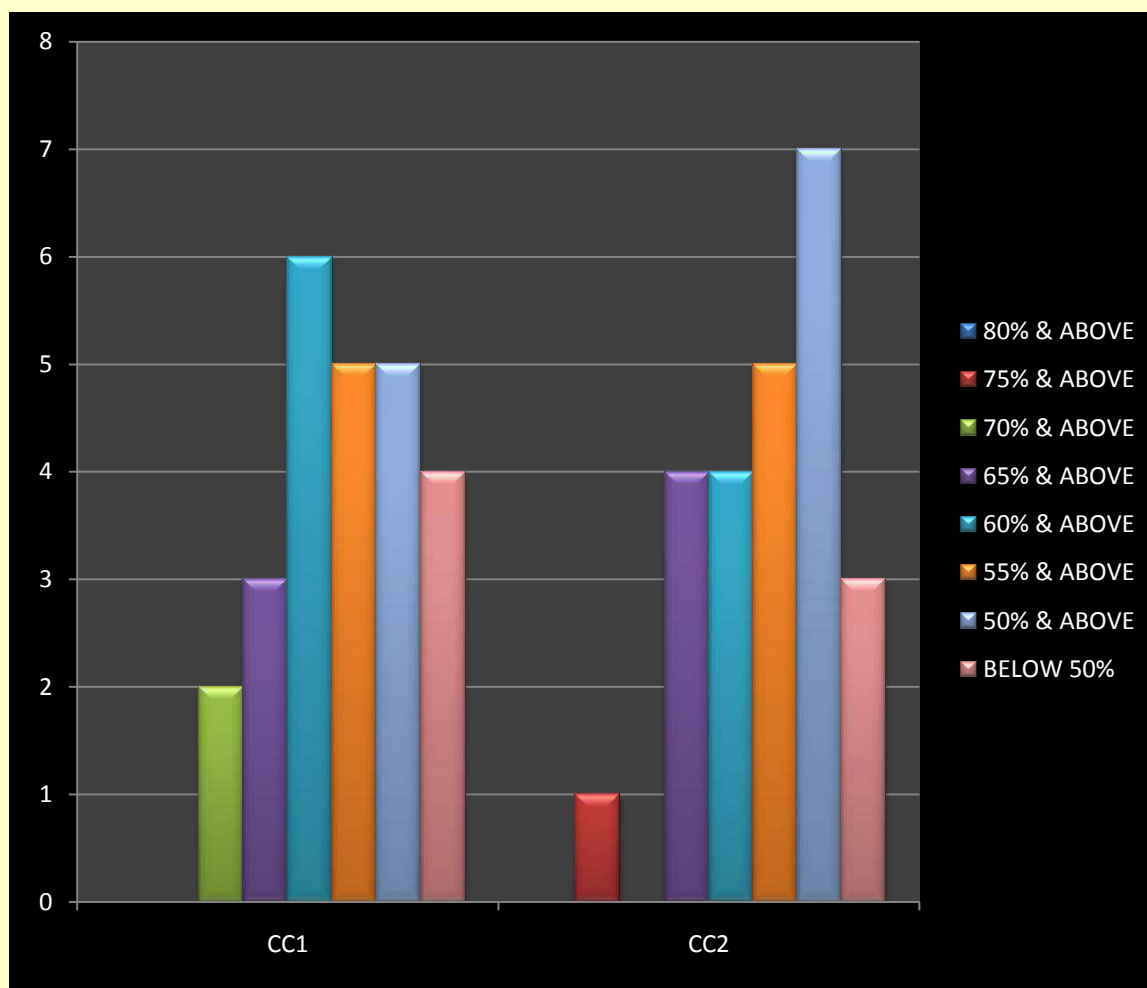
NAME OF THE COURSE	80% & ABOVE	75% & ABOVE	70% & ABOVE	65% & ABOVE	60% & ABOVE	55% & ABOVE	50% & ABOVE	BELOW 50%	TOTAL
CC3	1	0	0	6	2	8	4	4	25+1F in TH
CC4	0	0	1	3	5	7	3	7	26

**2021-2022**(Result published on 28/06/2023)

**1<sup>ST</sup> SEMESTER HONS.**

**JOURNALISM & MASS COMMUNICATION**

**COURSE OUTCOME**



NAME OF THE COURSE	80% & ABOVE	75% & ABOVE	70% & ABOVE	65% & ABOVE	60% & ABOVE	55% & ABOVE	50% & ABOVE	BELOW 50%	TOTAL
CC3	0	0	2	3	6	5	5	4	25
CC4	0	1	0	4	4	5	7	3	24+ 1F in TH



**KHUDIRAM BOSE CENTRAL**  
**COLLEGE**

**REPORT ON PROGRAMME OUTCOMES &  
COURSE OUTCOMES (2022 ODD SEMESTER  
& 2023 EVEN SEMESTER)**

**DEPARTMENT OF POLITICAL  
SCIENCE**



## List of Tables

Table 1.1: Table of Marks for Semester I (Political Science Honours), 2022

Table 1.2: Chart Representing Course Outcome of Semester I (Political Science Honours), 2022

Table 1.3: Table of Marks for Semester III (Political Science Honours), 2022

Table 1.4: Chart Representing Course Outcome of Semester III (Political Science Honours), 2022

Table 1.5: Table of Marks for Semester V (Political Science Honours), 2022

Table 1.6: Chart Representing Course Outcome of Semester V (Political Science Honours), 2022

Table 2.1: Table of Marks for Semester II (Political Science Honours), 2023

Table 2.2: Chart Representing Course Outcome of Semester II (Political Science Honours), 2023

Table 2.3: Table of Marks for Semester IV (Political Science Honours), 2023

Table 2.4: Chart Representing Course Outcome of Semester IV (Political Science Honours), 2023

Table 2.5: Table of Marks for Semester VI (Political Science Honours), 2023

Table 2.6: Programme Outcome (in terms of CGPA) for Semester VI (Political Science Honours), 2023

**POLITICAL SCIENCE (HONS.): SEMESTER I, 2022**  
**COURSE OUTCOME**

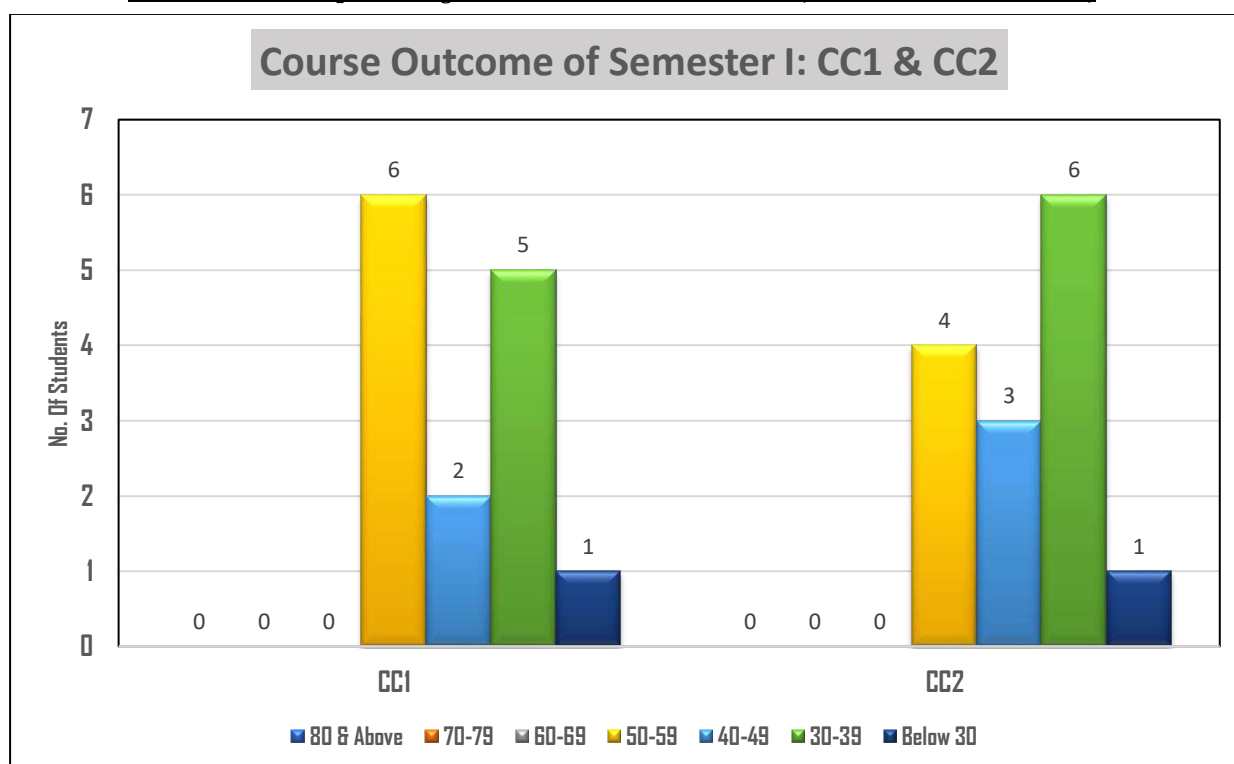
**No. of Students Enrolled (Valid): 14**

**No. of Students Appeared for Examinations: 14**

**Table 1.1: Table of Marks for Semester I (Political Science Honours)**

Range of Marks	Course & No. of Students	Course & No. of Students	Courses Not Cleared (No. Of Students)
	<u>CC1</u>	<u>CC2</u>	
80 & Above	0	0	9
70-79	0	0	
60-69	0	0	
50-59	6	4	
40-49	2	3	
30-39	5	6	
Below 30	1	1	
<b>Total</b>	<b>14</b>	<b>14</b>	

**Table 1.2: Chart Representing Course Outcome of Semester I (Political Science Honours)**



**POLITICAL SCIENCE (HONS.): SEMESTER III, 2022**

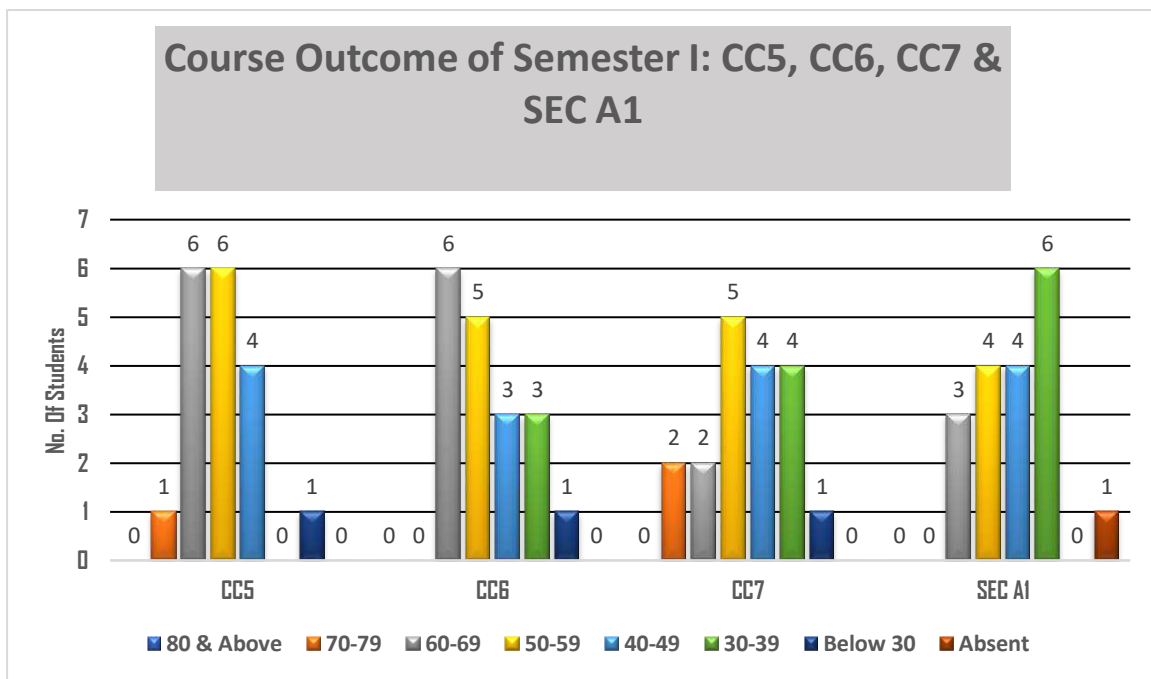
**COURSE OUTCOME**

**No. of Students Appeared for Examinations: 18**

**Table 1.3: Table of Marks for Semester III (Political Science Honours)**

Range of Marks	Course & No. of Students	Course & No. of Students	Course & No. of Students	Course & No. of Students	Courses Not Cleared (No. Of Students)
	CC5	CC6	CC7	SEC A1	
80 & Above	0	0	0	0	7
70-79	1	0	2	0	
60-69	6	6	2	3	
50-59	6	5	5	4	
40-49	4	3	4	4	
30-39	0	3	4	6	
Below 30	1	1	1	0	
Absent	0	0	0	1	
<b>Total</b>	<b>18</b>	<b>18</b>	<b>18</b>	<b>18</b>	

**Table 1.4: Chart Representing Course Outcome of Semester III (Political Science Honours)**



**POLITICAL SCIENCE (HONS.): SEMESTER V, 2022**

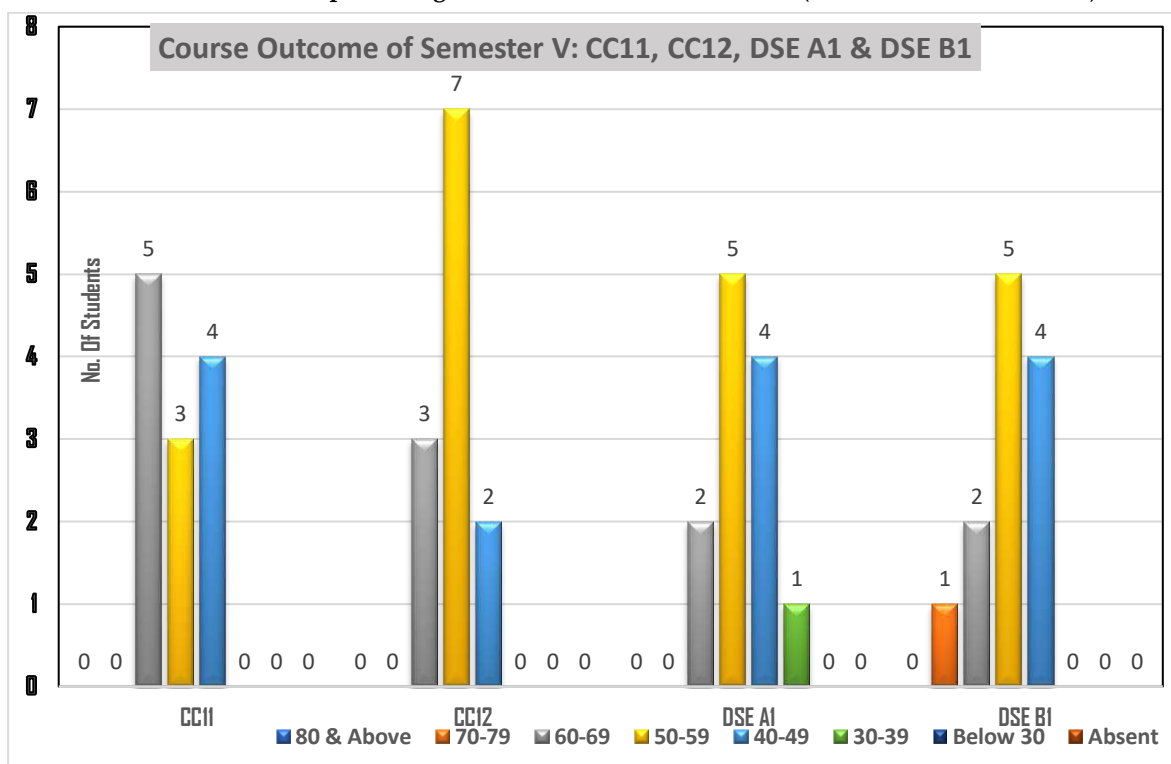
**COURSE OUTCOME**

**No. of Students Appeared for Examinations: 12**

**Table 1.5: Table of Marks for Semester V (Political Science Honours)**

Range of Marks	Course & No. of Students	Course & No. of Students	Course & No. of Students	Course & No. of Students	Courses Not Cleared (No. Of Students)
	CC11	CC12	DSE A1	DSE B1	
80 & Above	0	0	0	0	1
70-79	0	0	0	1	
60-69	5	3	2	2	
50-59	3	7	5	5	
40-49	4	2	4	4	
30-39	0	0	1	0	
Below 30	0	0	0	0	
Absent	0	0	0	0	
<b>Total</b>	<b>12</b>	<b>12</b>	<b>12</b>	<b>12</b>	

**Table 1.6: Chart Representing Course Outcome of Semester V (Political Science Honours)**



**POLITICAL SCIENCE (HONS.): SEMESTER II, 2023**

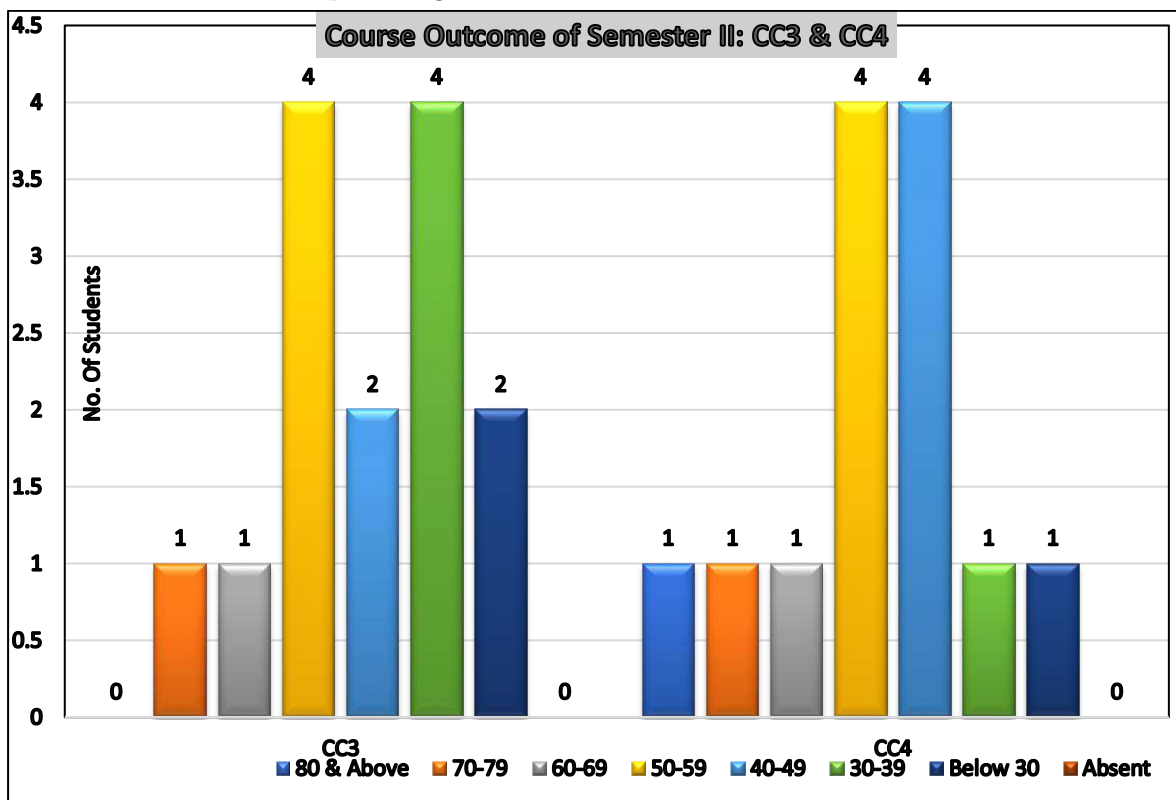
**COURSE OUTCOME**

**No. of Students Appeared for Examinations: 14**

**Table 2.1: Table of Marks for Semester II (Political Science Honours)**

Range of Marks	Course & No. of Students <u>CC3</u>	Course & No. of Students <u>CC4</u>	Courses Not Cleared (No. Of Students)
80 & Above	0	1	5
70-79	1	1	
60-69	1	1	
50-59	4	4	
40-49	2	4	
30-39	4	1	
Below 30	2	2	
Absent	0	0	
<b>Total</b>	<b>14</b>	<b>14</b>	

**Table 2.2: Chart Representing Course Outcome of Semester II (Political Science Honours)**



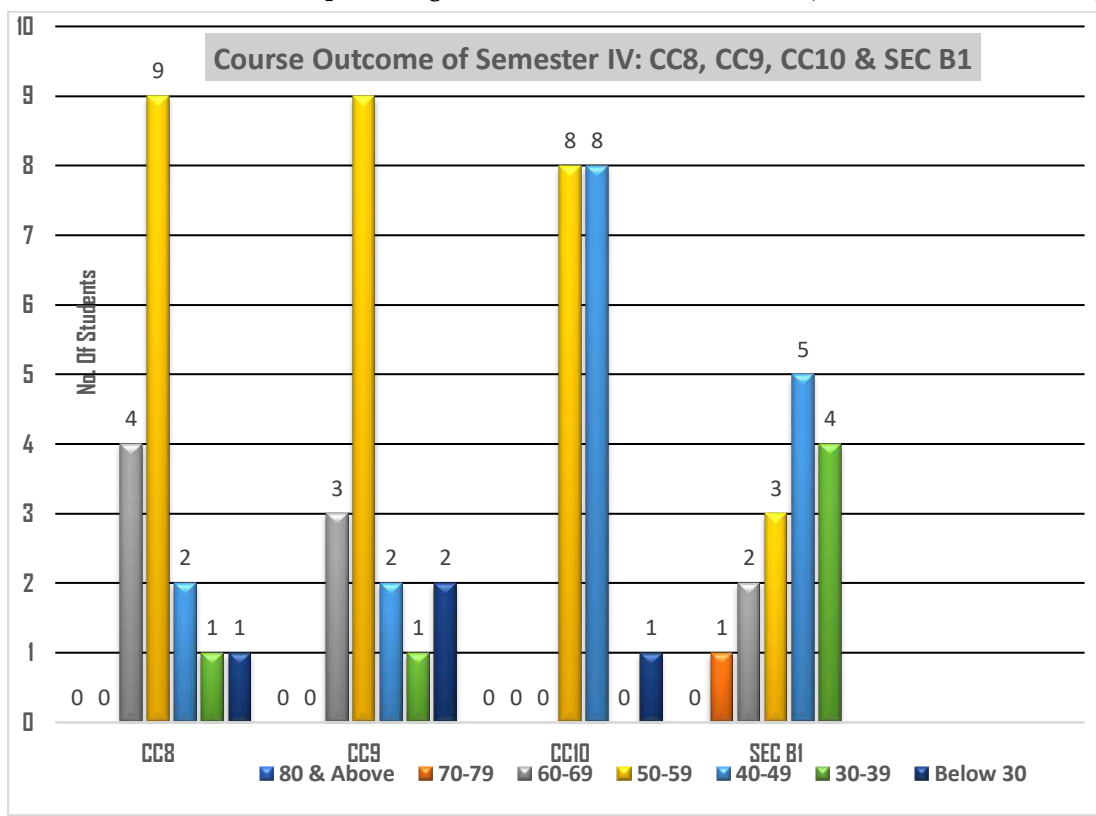
**POLITICAL SCIENCE (HONS.): SEMESTER IV, 2023**  
**COURSE OUTCOME**

**No. of Students Appeared for Examinations: 15**

**Table 2.3: Table of Marks for Semester IV (Political Science Honours)**

Range of Marks	Course & No. of Students CC8	Course & No. of Students CC9	Course & No. of Students CC10	Course & No. of Students SEC B1	Courses Not Cleared (No. Of Students)
80 & Above	1	0	0	0	3
70-79	2	2	3	0	
60-69	4	2	7	1	
50-59	4	4	5	4	
40-49	4	3	0	4	
30-39	0	3	0	6	
Below 30	0	1	0	0	
Absent	0	0	0	0	
<b>Total</b>	<b>15</b>	<b>15</b>	<b>15</b>	<b>15</b>	

**Table 2.4: Chart Representing Course Outcome of Semester IV (Political Science Honours)**



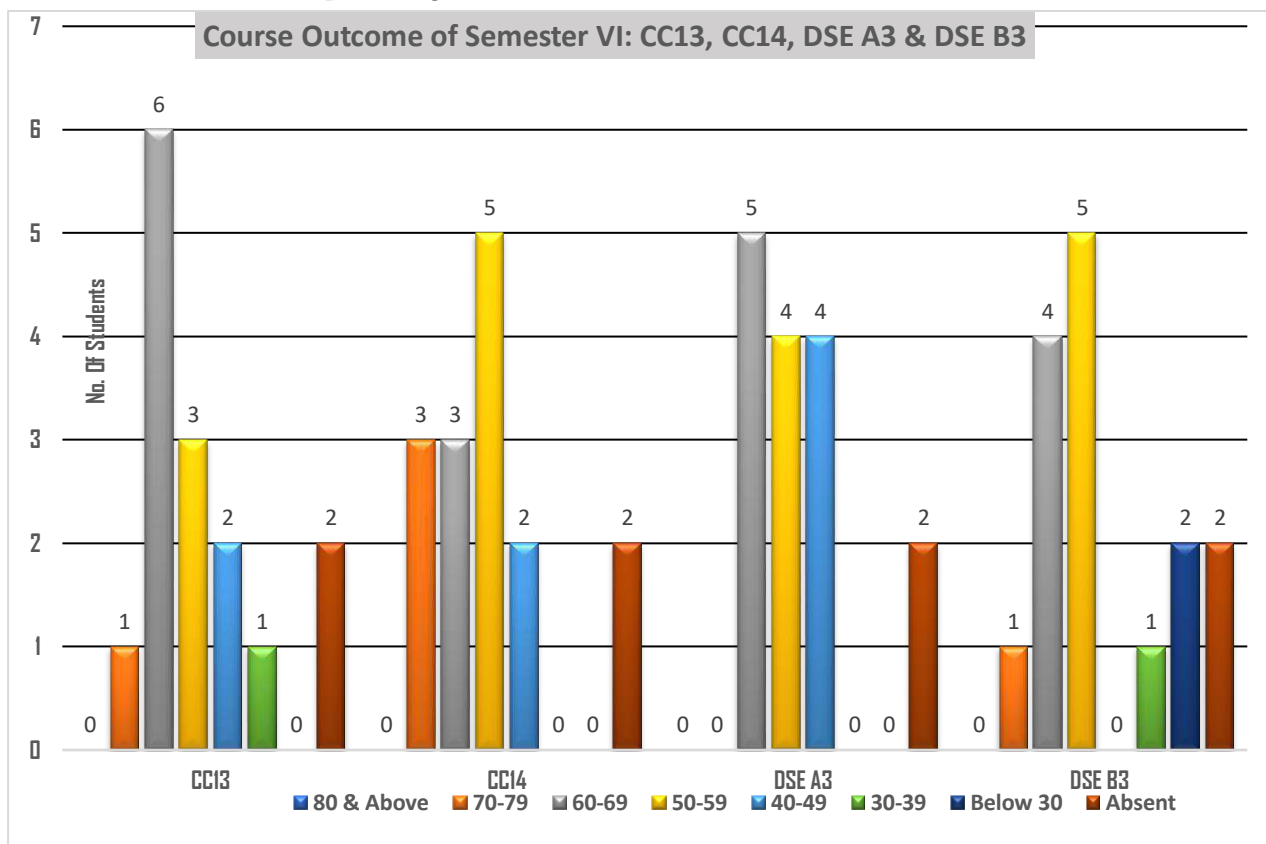
**POLITICAL SCIENCE (HONS.): SEMESTER VI, 2023**  
**COURSE OUTCOME**

**No. of Students Appeared for Examinations: 15**

**Table 2.5: Table of Marks for Semester VI (Political Science Honours)**

Range of Marks	Course & No. of Students CC13	Course & No. of Students CC14	Course & No. of Students DSE A3	Course & No. of Students DSE B3	Courses Not Cleared (No. Of Students)
80 & Above	0	0	0	0	3
70-79	1	3	0	1	
60-69	6	3	5	4	
50-59	3	5	4	5	
40-49	2	2	4	0	
30-39	1	0	0	1	
Below 30	0	0	0	2	
Absent	2	2	2	2	
<b>Total</b>	<b>15</b>	<b>15</b>	<b>15</b>	<b>15</b>	

**Table 2.6: Chart Representing Course Outcome of Semester IV (Political Science Honours)**



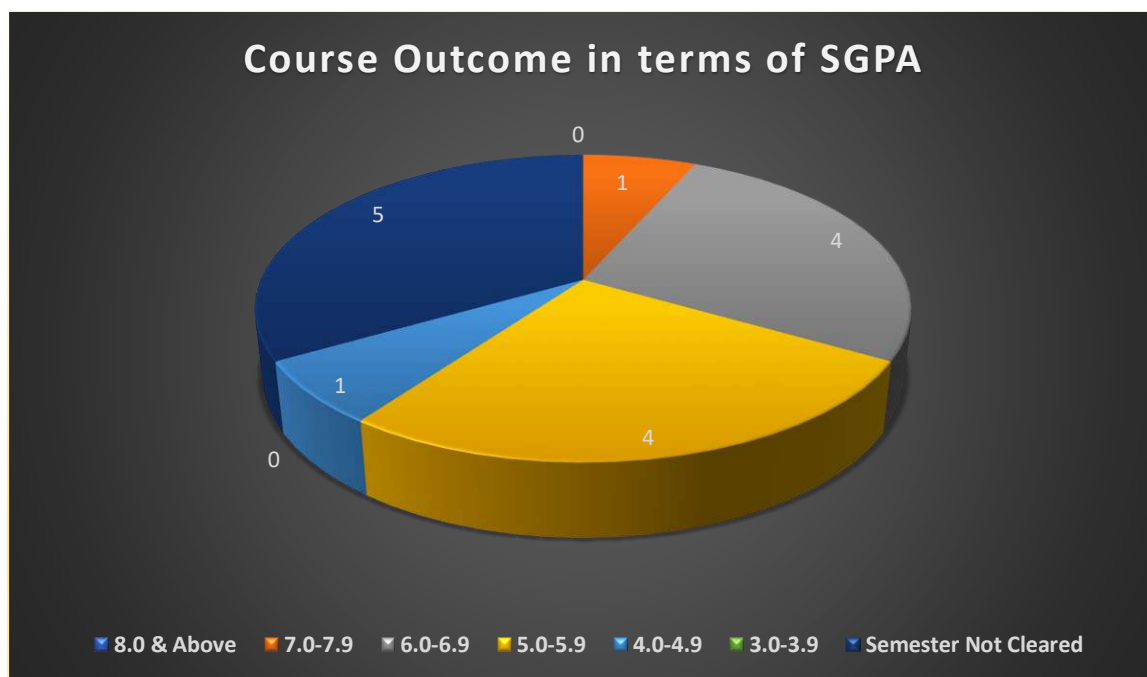
**POLITICAL SCIENCE (HONS.): SEMESTER VI, 2023**  
**COURSE OUTCOME (In Terms of SGPA)**

**No. of Students Appeared for Examinations: 15**

**Table 2.5: Course Outcome (in terms of SGPA) for Semester VI (Political Science Honours)**

<b><u>SGPA</u></b>	<b><u>No. of Students</u></b>
8.0 & Above	0
7.0-7.9	1
6.0-6.9	4
5.0-5.9	4
4.0-4.9	1
3.0-3.9	0
<b>Semester Not Cleared</b>	<b>5</b>
<b>Total</b>	<b>15</b>

**Table 2.6: Course Outcome (in terms of SGPA) for Semester VI (Political Science Honours)**





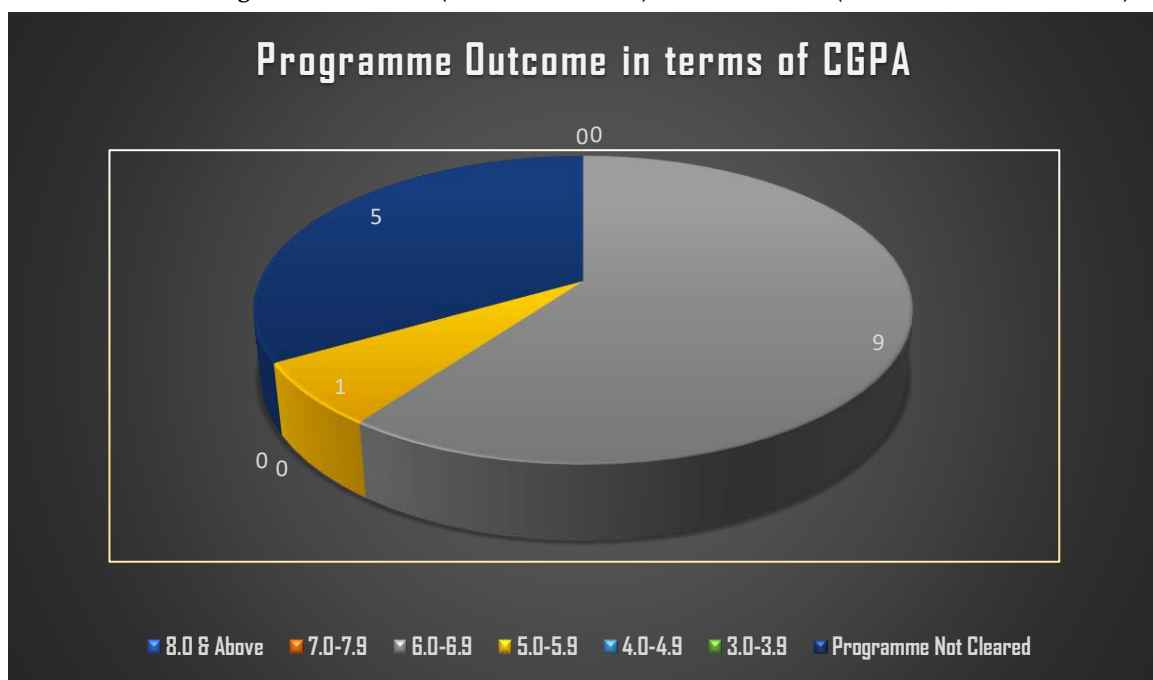
**POLITICAL SCIENCE (HONS.): SEMESTER VI, 2023**  
**PROGRAMME OUTCOME (In Terms of CGPA)**

**No. of Students Appeared for Examinations: 15**

**Table 2.5: Programme Outcome (in terms of CGPA) for Semester VI (Political Science Honours)**

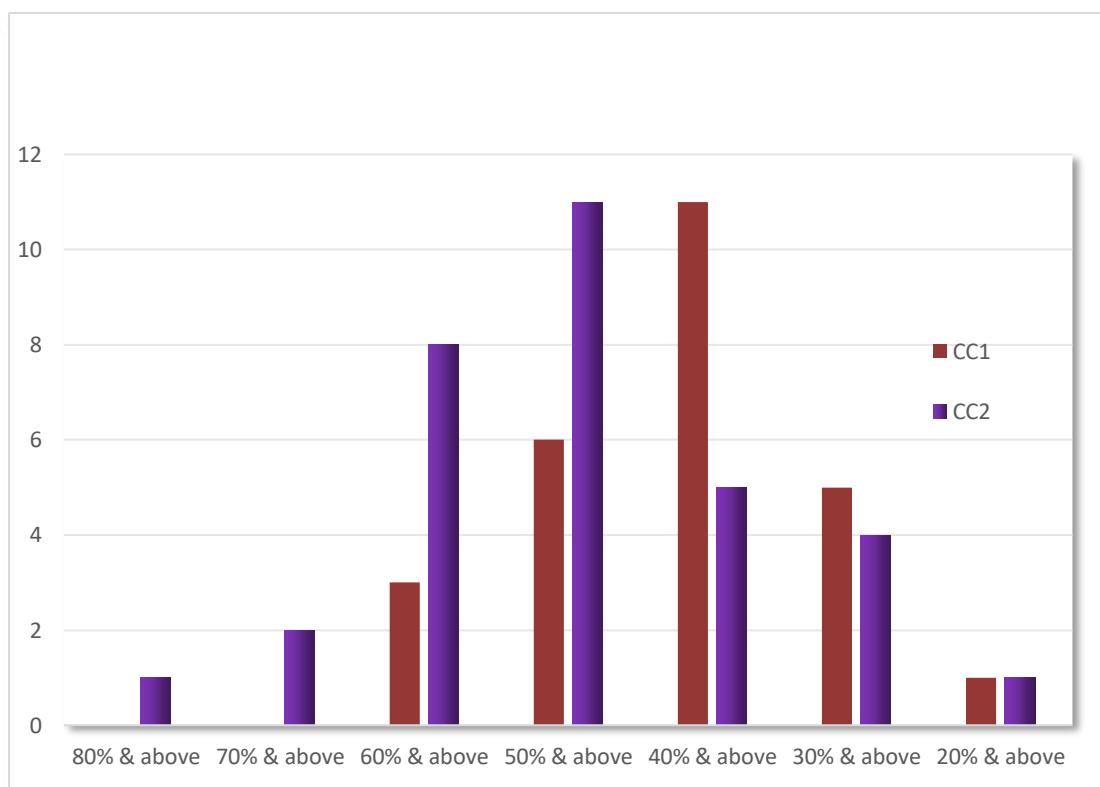
<u>CGPA</u>	<u>No. of Students</u>
8.0 & Above	0
7.0-7.9	0
6.0-6.9	9
5.0-5.9	1
4.0-4.9	0
3.0-3.9	0
Programme Not Cleared	5
<b>Total</b>	<b>15</b>

**Table 2.6: Programme Outcome (in terms of CGPA) for Semester VI (Political Science Honours)**



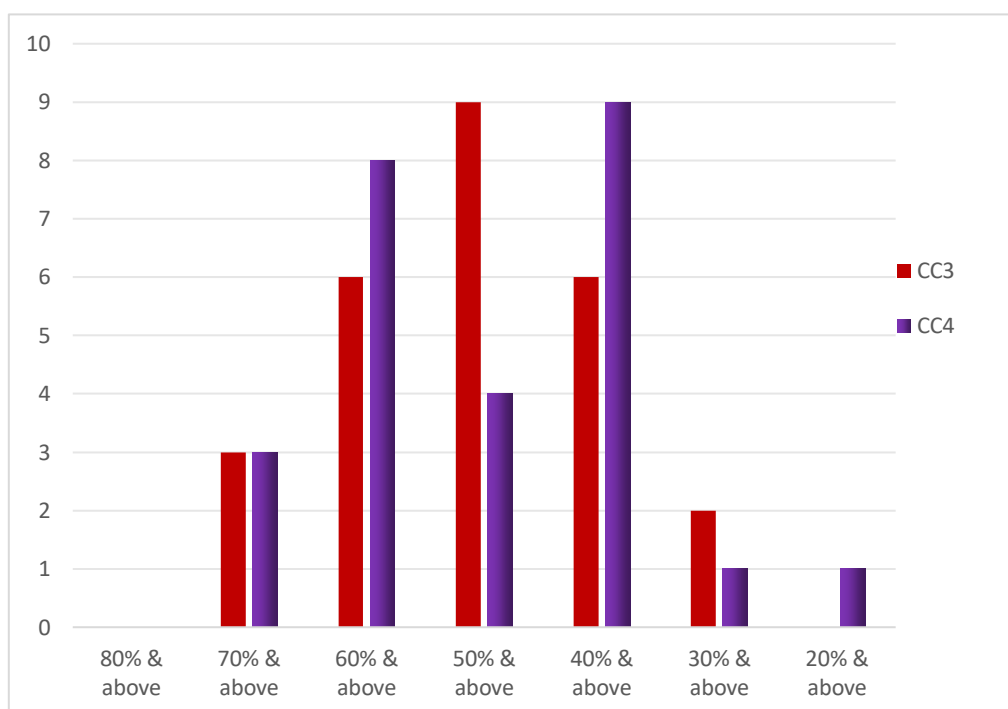
**END OF REPORT**

**2022-2023**  
**SEMESTER 1 HONOURS**  
**GEOGRAPHY**  
**COURSE OUTCOME**



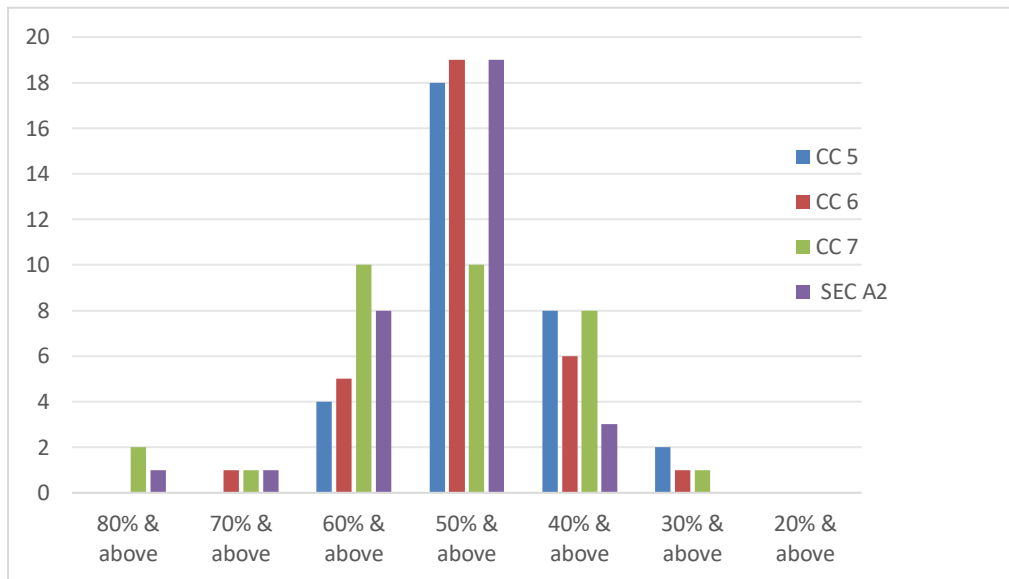
<b>Name of the course</b>	<b>80% &amp; above</b>	<b>70% &amp; above</b>	<b>60% &amp; above</b>	<b>50% &amp; above</b>	<b>40% &amp; above</b>	<b>30% &amp; above</b>	<b>20% &amp; above</b>	<b>Total</b>
<b>CC1</b>	<b>0</b>	<b>0</b>	<b>3</b>	<b>6</b>	<b>11</b>	<b>5</b>	<b>1</b>	<b>26</b>
<b>CC2</b>	<b>1</b>	<b>2</b>	<b>8</b>	<b>11</b>	<b>5</b>	<b>4</b>	<b>1</b>	<b>26</b>

**2022-2023**  
**SEMESTER 2 HONOURS**  
**GEOGRAPHY**  
**COURSE OUTCOME**



<b>Name of the course</b>	<b>80% &amp; above</b>	<b>70% &amp; above</b>	<b>60% &amp; above</b>	<b>50% &amp; above</b>	<b>40% &amp; above</b>	<b>30% &amp; above</b>	<b>20% &amp; above</b>	<b>Total</b>
<b>CC3</b>	<b>0</b>	<b>3</b>	<b>6</b>	<b>9</b>	<b>6</b>	<b>2</b>	<b>0</b>	<b>26</b>
<b>CC4</b>	<b>0</b>	<b>3</b>	<b>8</b>	<b>4</b>	<b>9</b>	<b>1</b>	<b>1</b>	<b>26</b>

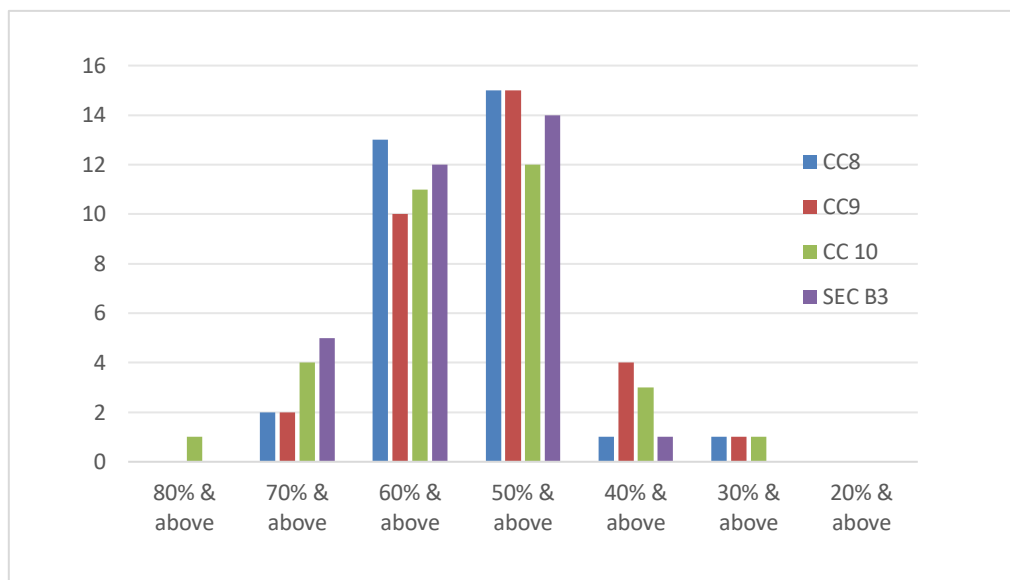
**2022-2023**  
**SEMESTER 3 HONOURS**  
**GEOGRAPHY**  
**COURSE OUTCOME**



Name of the Course	80% & above	70% & above	60% & above	50% & above	40% & above	30% & above	20% & above	Total
CC 5	0	0	4	18	8	2	0	32
CC 6	0	1	5	19	6	1	0	32
CC 7	2	1	10	10	8	1	0	32
SEC A2	1	1	8	19	3	0	0	32

**2022-2023**

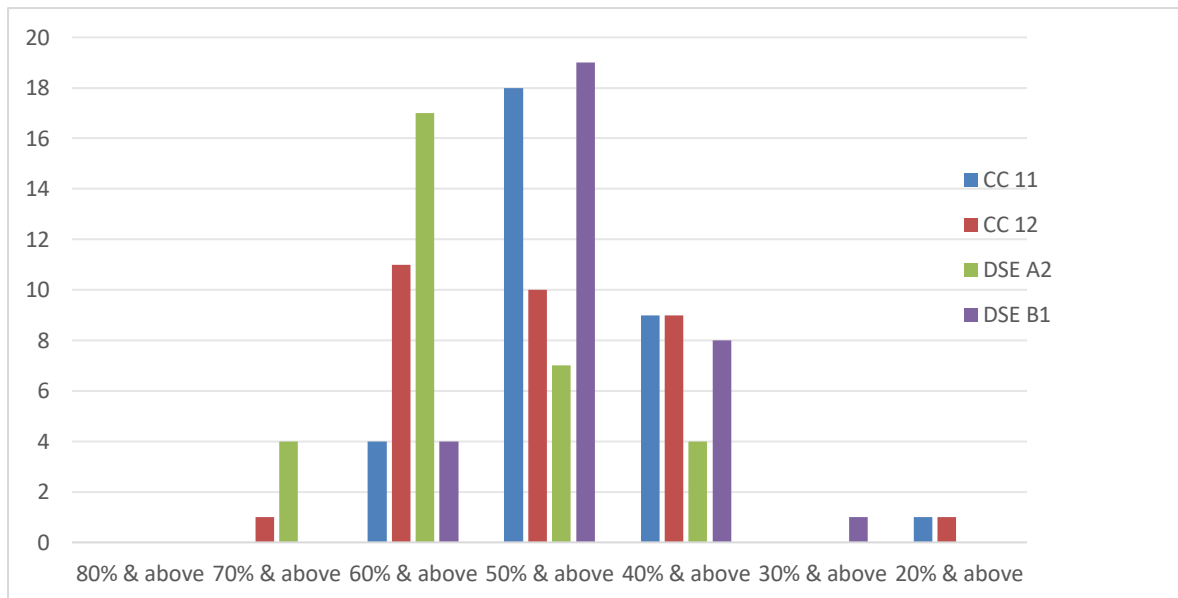
**SEMESTER 4 HONOURS**  
**GEOGRAPHY**  
**COURSE OUTCOME**



Name of the course	80% & above	70% & above	60% & above	50% & above	40% & above	30% & above	20% & above	Total
CC8	0	2	13	15	1	1	0	32
CC9	0	2	10	15	4	1	0	32
CC 10	1	4	11	12	3	1	0	32
SEC B3	0	5	12	14	1	0	0	32

**2022-2023**  
**SEMESTER 5 HONOURS**

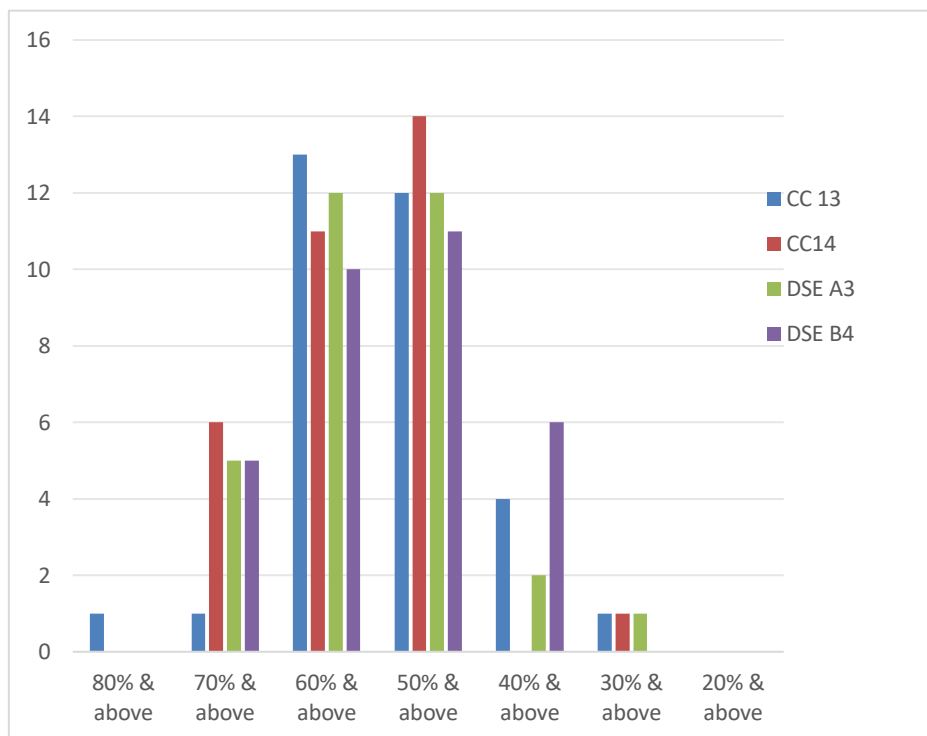
## **GEOGRAPHY COURSE OUTCOME**



<b>Name of the course</b>	<b>80% &amp; above</b>	<b>70% &amp; above</b>	<b>60% &amp; above</b>	<b>50% &amp; above</b>	<b>40% &amp; above</b>	<b>30% &amp; above</b>	<b>20% &amp; above</b>	<b>Total</b>
<b>CC 11</b>	<b>0</b>	<b>0</b>	<b>4</b>	<b>18</b>	<b>9</b>	<b>0</b>	<b>1</b>	<b>32</b>
<b>CC 12</b>	<b>0</b>	<b>1</b>	<b>11</b>	<b>10</b>	<b>9</b>	<b>0</b>	<b>1</b>	<b>32</b>
<b>DSE A2</b>	<b>0</b>	<b>4</b>	<b>17</b>	<b>7</b>	<b>4</b>	<b>0</b>	<b>0</b>	<b>32</b>
<b>DSE B1</b>	<b>0</b>	<b>0</b>	<b>4</b>	<b>19</b>	<b>8</b>	<b>1</b>	<b>0</b>	<b>32</b>

**2022-2023**

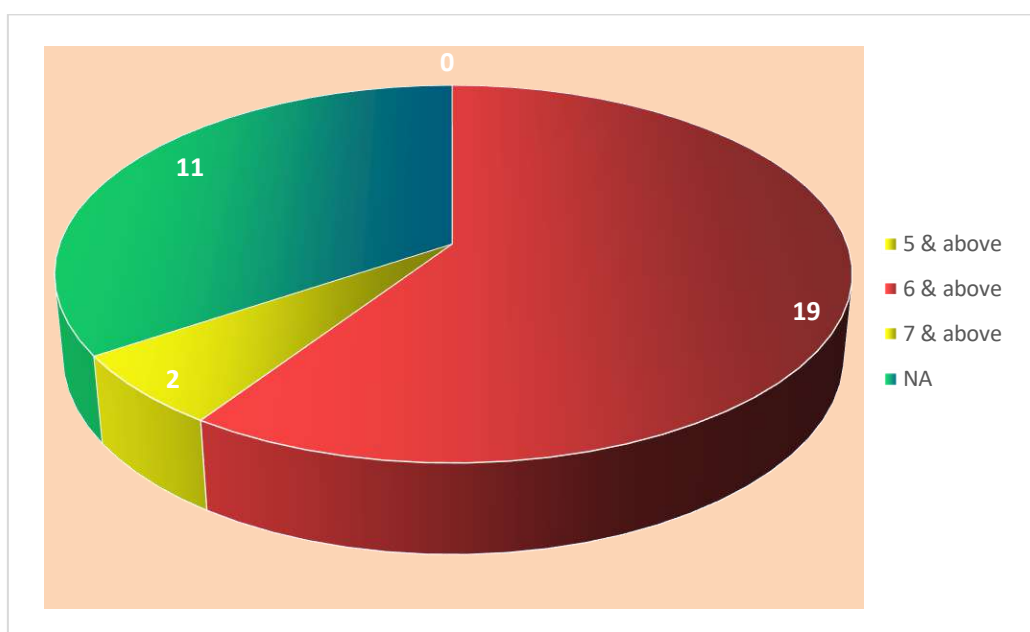
**SEMESTER 6 HONOURS**  
**GEOGRAPHY**  
**COURSE OUTCOME**



<b>Name of the course</b>	<b>80% &amp; above</b>	<b>70% &amp; above</b>	<b>60% &amp; above</b>	<b>50% &amp; above</b>	<b>40% &amp; above</b>	<b>30% &amp; above</b>	<b>20% &amp; above</b>	<b>Total</b>
<b>CC 13</b>	<b>1</b>	<b>1</b>	<b>13</b>	<b>12</b>	<b>4</b>	<b>1</b>	<b>0</b>	<b>32</b>
<b>CC14</b>	<b>0</b>	<b>6</b>	<b>11</b>	<b>14</b>	<b>0</b>	<b>1</b>	<b>0</b>	<b>32</b>
<b>DSE A3</b>	<b>0</b>	<b>5</b>	<b>12</b>	<b>12</b>	<b>2</b>	<b>1</b>	<b>0</b>	<b>32</b>
<b>DSE B4</b>	<b>0</b>	<b>5</b>	<b>10</b>	<b>11</b>	<b>6</b>	<b>0</b>	<b>0</b>	<b>32</b>



**2022-2023**  
**SEMESTER 6 HONOURS**  
**GEOGRAPHY**  
**PROGRAMME OUTCOME**



<b>PROGRAMME OUTCOME</b>	<b>5 AND ABOVE</b>	<b>6 AND ABOVE</b>	<b>7 AND ABOVE</b>	<b>NA</b>	<b>TOTAL</b>
<b>SEMESTER 6 HONOURS</b>	<b>0</b>	<b>19</b>	<b>2</b>	<b>11</b>	<b>32</b>